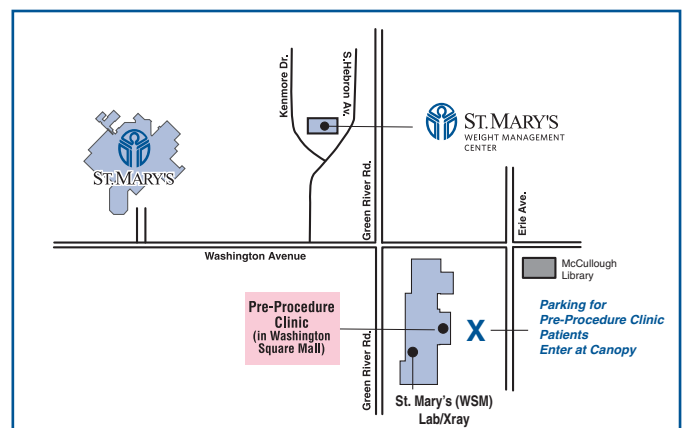
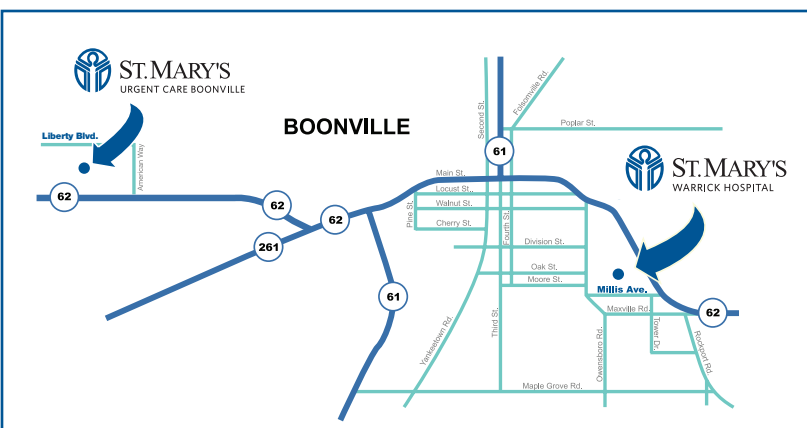


MAP LEGEND

1. Bellemeade Medical Office Building
3801 Bellemeade Ave.
2. Center For Advanced Medicine
3. Center For Children
4. Chapel
5. Emergency
6. Endoscopy Suite
7. Foundation
8. Healthy Lives Fitness Center
9. Hospital For Women & Children
10. Hospital Main Entrance
11. Infusion Center
12. Joslin Diabetes Center
Education Affiliate At St. Mary's
13. Manor Building/Auditorium
14. Medical Arts Building
15. Medical Equipment
16. Medical Office Building
East - 801 St. Mary's Drive
17. Medical Office Building
West - 801 St. Mary's Drive
18. Mental Health Services
19. Ohio Valley HeartCare/a member of
St. Mary's Medical Group
St. Mary's Heart Institute
20. Parking Garage - Employee Only
21. Rehabilitation Institute
22. Same Day Surgery
23. Wound Care Clinic

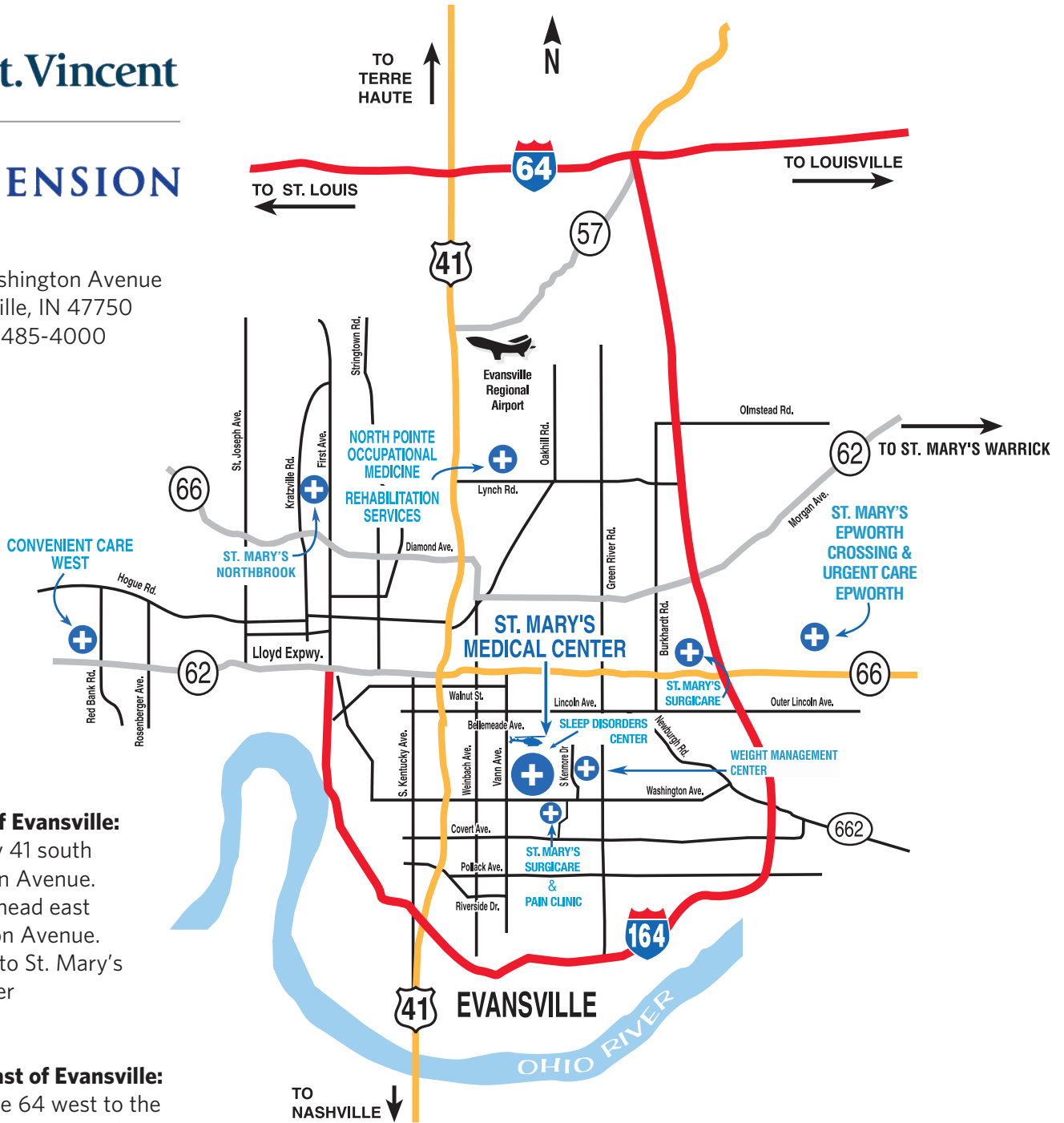
PARKING AREAS: (LOTS A-O)

BUS STOPS





3700 Washington Avenue
Evansville, IN 47750
812-485-4000



From North of Evansville:

Take Highway 41 south to Washington Avenue. Turn left and head east on Washington Avenue. The entrance to St. Mary's Medical Center is on the left.

From Northeast of Evansville:

Take Interstate 64 west to the Highway 41 south exit. Take Highway 41 south to Washington Avenue. Turn left and head east on Washington Avenue. The entrance to St. Mary's Medical Center is on the left.

From East of Evansville:

Take Highway 66 (Lloyd Expressway) west to the Green River Road exit. Turn left and head south on Green River Road. Turn right on Washington Avenue. The entrance to St. Mary's Medical Center is on the right.

From South of Evansville:

Take Highway 41 north to Washington Avenue. Turn right and head east on Washington Avenue. The entrance to St. Mary's Medical Center is on the left.

From Northwest of Evansville:

Take Interstate 64 east to the Highway 41 south exit. Take Highway 41 south to Washington Avenue. Turn left and head east on Washington Avenue. The entrance to St. Mary's Medical Center is on the left.

From West of Evansville:

Take Highway 66 (Lloyd Expressway) east. Turn right onto Vann Avenue. Go south to Washington Avenue. Turn left and head east on Washington Avenue. The entrance to St. Mary's Medical Center is on the left.