

SIGNATURE SCHOOL

EVANSVILLE, INDIANA | ANNUAL REPORT 2017-2018





October 2018

It is an honor to submit this 2017-2018 Signature School Annual Report to our sponsor, the Evansville Vanderburgh School Corporation, as well as to all the stakeholders of our Signature School community. This summary of the achievements of 2017-2018 provides an overview of Signature's curriculum, programs, recognitions, and finances.

The theme of this year's Annual Report is "The Hive." A hive brings to mind images of a swarm of activities taking place all at once but in a highly organized and efficient manner, of constant bustling as each component is full-force engaged in a specific endeavor aimed at making the organization thrive. The Signature beehive is a place where community members invest a lot of hard work.

There is no question that Signature School is a hive of activity. Whether through the buzz of events taking place as we kick off the year with a once-in-a-lifetime solar eclipse and a visit by US

Senator Todd Young and Evansville Mayor Lloyd Winnecke, or the daily hum of an outstanding curriculum that pushes our students to be their very best, we are constant in our focus of making our "hive" one of the most successful secondary schools in the country.

I am grateful for the passion and dedication of our outstanding faculty and staff, students, parents, board and community members who never waver in their commitment to Signature School. We would not be here without their unequivocal support.

We look forward to another terrific year at Signature School. Again, thanks to all who have helped to make our "hive" thrive.

Sincerely,

Jean Hitchcock
Executive Director

IMAGE: Executive Director Jean Hitchcock, Mayor Lloyd Winnecke, US Senator Todd Young, and Signature School students use special glasses to view the total solar eclipse in August 2017.

TABLE OF CONTENTS

Signature at a Glance	3
Educational Design	4
Results in External Assessment	5
External Assessment: ISTEP+	5
External Assessment: SAT and ACT	5
External Assessment: Advanced Placement (AP)	6
Comparative Assessment AP/IB	9
External Assessment: International Baccalaureate Programme (IB)	11
Student Profile	16
Student Recognition	18
Faculty Recognition	19
School Recognition.....	20
Revenues and Expenditures	21
Signature School Board and Signature School Foundation Board.....	21
Faculty and Staff	22
History	23
Development Report	24
College Acceptances	25

Signature School does not discriminate against any individual on the basis of race, color, religion, gender, sexual orientation, veteran status, national origin, age, disability or limited English proficiency in its programs, or employment policies as required by the Indiana Civil Rights Laws (I.C. 2-9-1), Title IV and VI (Civil Rights Act of 1964), the Equal Pay Act of 1973, Title IX (Educational Amendments), and Section 504 (Rehabilitation Act of 1973).

SIGNATURE AT A GLANCE

RESULTS

Signature Awards/Recognitions

Ranked #3 Nationwide, #1 in the Midwest by *The Washington Post* (2017)

Ranked #17 Nationwide, #9 Charter in the Country, #1 in Indiana by *US News & World Report* (2017)

Four Star Award 2017

Named an “A” school by the Indiana Department of Education

Ranked first in Indiana for AP Access and Success - 93% of the 2017 graduating class passed at least one AP exam while in high school

SCHOLARSHIP

ISTEP+10

(89.7%) Math **(96.36%)** English **(97.3%)** Science

Participation in advanced classes:

100% of students are enrolled in advanced college preparatory classes

International Baccalaureate Diploma Programme

- 412 exams administered (excludes TOK & Extended Essay)
- 57 diploma candidates
- 36 diploma recipients (63%)
- 49 registered anticipated candidates
- 8 registered certificate candidates

Participation in Advanced Placement

- Number of AP exams administered: **999** (2013-**667**, 2014-**739**, 2015-**755**, 2016-**875**, 2017-**894**)
- Number of students taking AP exams: **361** (2013-**296**, 2014-**307**, 2015-**315**, 2016-**334**, 2017-**333**)
- **70%** scored **3 or above** on AP exams (9th-**68%**, 10th-**97%**, 11th-**85%**, 12th-**66%**)
- **81%** scored at least **3 or above** on one AP exams

SCHOLARS

Opening enrollment: 366 students

Number of teachers: 24 full-time and 5 part-time

Average class size: 20

Participation in the community: 10,847 service hrs.

Average daily attendance rate: 97%

2018 Graduation rate: 100%

(Net worth of 2018 grants & scholarships: \$22.7 million)

Academic Honors Diplomas granted: 92%

Three National Merit Finalists: Habiblah O. Jimoh, Zachary Lee Potter, Kathryn L. Stamm

SAT

	Signature Seniors (64 tested)	Indiana	National
Composite (Math/Reading)	1319	1086	1068

ACT

	Signature Seniors (50 tested)	Indiana	National
Composite	29.2	22.5	20.8

Data in this report reflect the average scores of high school graduates in the year 2018. For students who tested more than once, their best score is included in this average.

EDUCATIONAL DESIGN

CURRICULUM

International Baccalaureate Diploma Programme (IB)

The IB Diploma Programme is a challenging two-year program of study offered to juniors and seniors. The curriculum consists of choices from six subject groups, and at its core are requirements for an extended essay, Theory of Knowledge coursework, and CAS (creativity, action, service). Each IB class culminates in assessments that are externally evaluated by IB examiners. The diploma is awarded to students who earn the requisite number of points for their diploma path.

Advanced Placement (AP)

The Advanced Placement program offers students college-level credit and advanced standing at most of the nation's colleges and universities. At the end of the course, students take an exam which is scored on a 5-point scale. A student may earn college credit with a score of 3 or above. Signature began a pilot of the AP Capstone Diploma Program in 2016-2017. All sophomores were enrolled in AP Seminar during 6th period Resource. The pilot was continued

in 2017-2018 and expanded to include an AP Research option for eligible juniors during 6th period. Last year, the faculty voted to formally include the AP Capstone program in the 2018-2019 Program of Studies.

Indiana Academic Honors Diploma

The State of Indiana awards an Honors Diploma designation to students who have earned 47 credits, who have a GPA of 3.0 or higher and who have received no grade below a "C" in required courses. Specific English, social studies, math, and science courses are required. Additional world language and fine arts courses must be completed.

Signature Requirements

In addition to the requirements of the Academic Honors Diploma, Signature School requirements for graduation include Global Awareness, Multicultural America, four years of a world language, and 100 hours of community service.

PROGRAM OF STUDIES 2017-2018

Curriculum Area	Grade 9	Grade 10	Grade 11	Grade 12
Group 1: Language	English 9-H	AP Language & Composition	IB English HL1 (AP Lit)	IB English HL2
Group 2: Second Language	French-H 1 or 2	French-H 2 or 3	French-H 3/4	IB French SL or AP French
	German-H 1 or 2	German-H 2 or 3	German-H 3/4	IB German SL or AP German
	Spanish-H 1 or 2	Spanish-H 2 or 3	Spanish-H 3/4	IB Spanish SL or AP Spanish
Group 3: Individuals and Societies	AP US History	AP World History	IB Psychology SL	
			IB History HL1 (AP Euro History)	IB History HL2/SL
Group 4: Experimental Sciences	Biology-H	Chemistry-H	IB Biology HL1 (AP Biology 1)	IB Biology HL2 (AP Biology 2)
		AP Chemistry		IB Chemistry SL/HL2
		AP Env Sci	IB Env Sys and Soc SL	
		AP Physics A	IB Physics SL* (AP Physics B)	
			IB Computer Science SL	
Group 5: Mathematics	Algebra 1-H	Geometry-H	Algebra 2 -H	IB Math Studies
	Geometry-H	Algebra 2 w/Trig-H	Pre-Calculus	IB Math SL
			IB Math SL	AP Calculus BC
		IB Math HL1 (AP Calculus BC)	IB Math HL	
Group 6: The Arts	Fine Arts Connections	Music Elective (below)	AP Music Theory	IB Music SL/HL*
		Visual Art 1 or 2	IB Art HLI/SL1	IB Art HLI/SL2
		Dance	IB Dance SLI/HL1	IB Dance SLI/HL2
Other Grad Requirements	P.E. (2 sem)	Health (1 sem)	AP U.S. Government (1 sem)	
		Multicultural America (1 sem)	AP Microeconomics or AP Macroeconomics (1 sem)	
Other Electives	Instrumental Music, Yearbook, Piano Lab, Signature Singers			

*not included in final master schedule due to insufficient enrollment

RESULTS IN EXTERNAL ASSESSMENT

STATE

Indiana Statewide Testing for Educational Progress-Plus (ISTEP+)

The purpose of the Indiana Statewide Testing for Educational Progress-Plus (ISTEP+) program is to measure student achievement. Beginning in 2016-17, the ISTEP+ Grade 10 English/Language Arts and Mathematics tests replaced the End of Course Assessments in Algebra I and English 10 as the graduation requirement for the class of 2019 and 2020. Every Indiana student in the graduating class of 2019 and beyond must demonstrate mastery of the Indiana Academic Standards measured by the ISTEP+ Grade 10 English/Language Arts and Mathematics assessments. The ISTEP+ Grade 10 Science Assessment now serves as the Every Student Succeeds Act (ESSA)-required science test at high school and will change to the ILEARN online assessment for Biology beginning in Spring 2019.

2017-2018 ISTEP+10 Results

Subject	Testing Period	# Tested	# Passing	% Passing
Science (9 th grade Biology)	Spring	111	108	97.3%
Math (10 th grade)	Spring	107	96	89.7%
E/LA (10 th grade)	Spring	107	103	96.3%

NATIONAL

SAT

Test Category	Signature Seniors	Indiana	National
Evidence Based Reading and Writing	663	546	536
Math	656	539	531
Composite	1319	1086	1068

ACT

Test Category	Signature Seniors (50 Tested)	Indiana	National
English	29.3	21.9	20.2
Mathematics	27.7	22.3	20.5
Reading Comp.	30.0	23.1	21.3
Science Reasoning	28.7	22.2	20.7
Composite	29.2	22.5	20.8

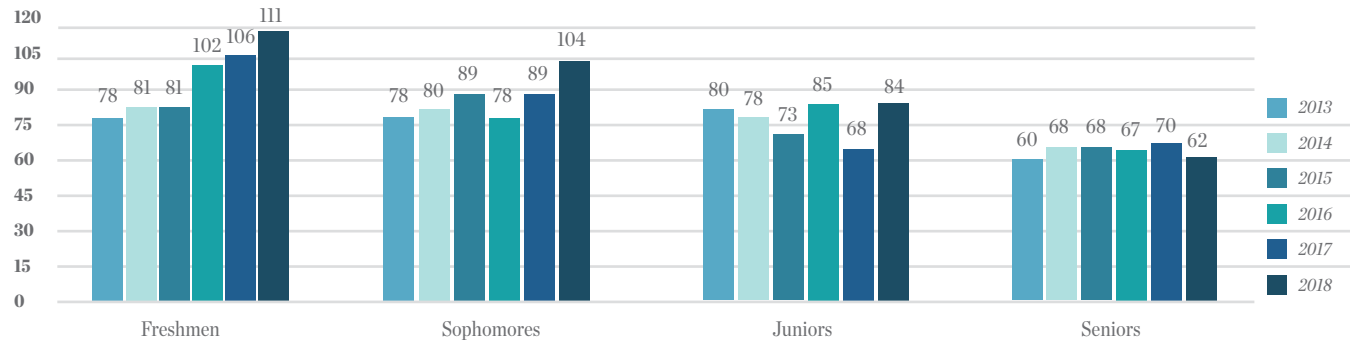


Anwyn Wilhelmus, Isabella Briones, Nia Rochon, Mohammad Mufti, Mohammed Allababidi, and Rushil Amin take a break between exams.

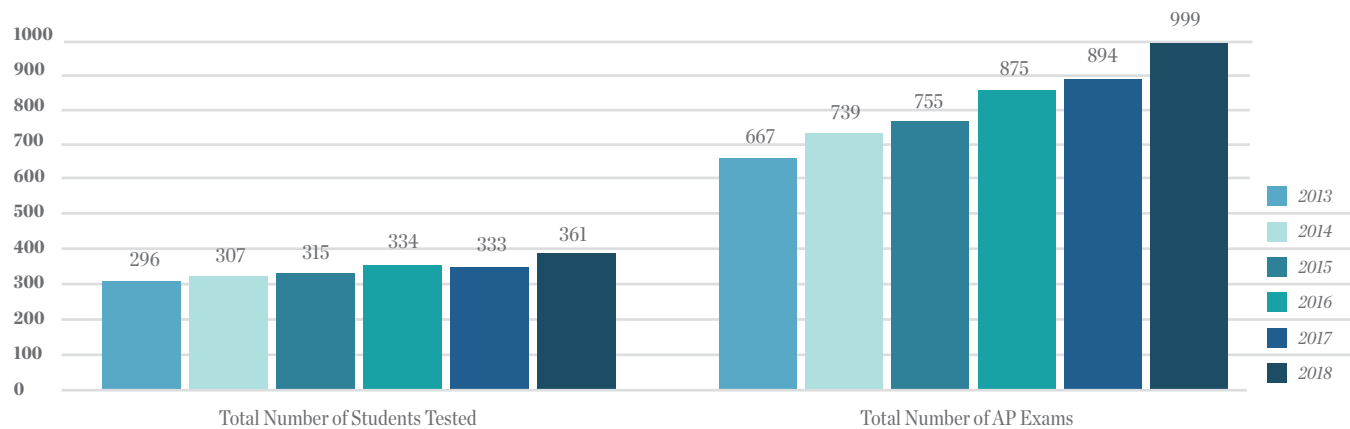
2018 ADVANCED PLACEMENT EXAM RESULTS SUMMARY FOR SIGNATURE SCHOOL

In May 2018, 361 Signature students sat for 999 Advanced Placement exams. The following charts summarize the growth of participation since 2013. Signature School's consistently high participation and success rates in widely respected external assessments, like Advanced Placement and International Baccalaureate exams, have led to high rankings for the school in lists published by *Newsweek*, *The Washington Post*, and *U.S. News & World Report*.

Number of AP Students by Grade Level

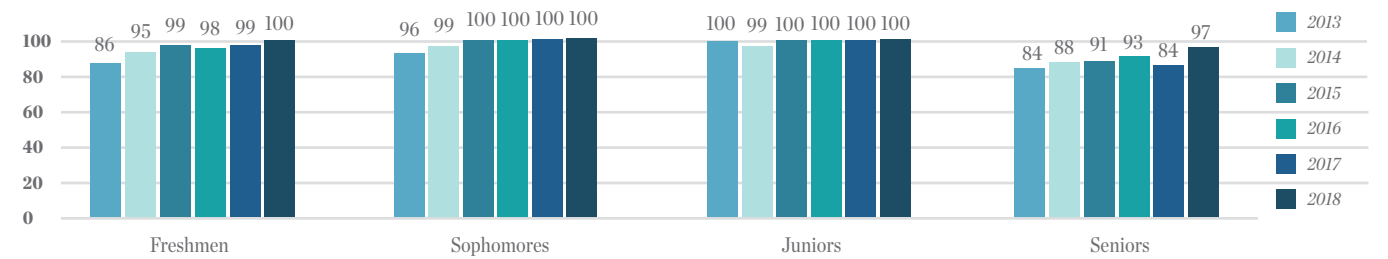


Total Number of AP Students and Exams



In 2018, 99% of Signature students took at least one AP exam. The chart below displays AP participation by grade level.

Percent of AP Participation



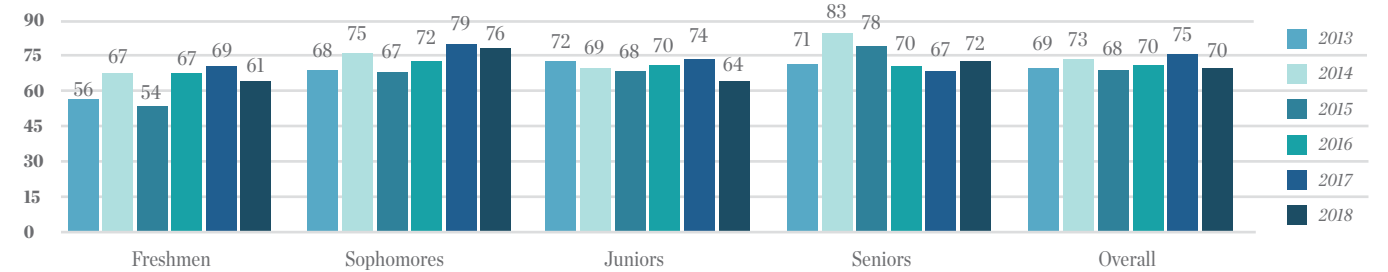
The slight drop in AP participation at the senior year deserves explanation. The two seniors not participating in AP testing were both IB Diploma candidates and fully participated in the IB May 2018 testing session. Moreover, these two had previously taken numerous AP exams. Thus, 100% of Signature seniors participated in either AP or IB testing during their senior year, and 100% of Signature seniors have taken at least one AP exam at some point during high school.

Each AP exam grade is a weighted combination of the student's score on the multiple-choice section and on the free-response section of the exam. The final grade is reported on a 5-point scale:

(5) extremely well qualified | **(4)** well qualified | **(3)** qualified | **(2)** possibly qualified | **(1)** no recommendation

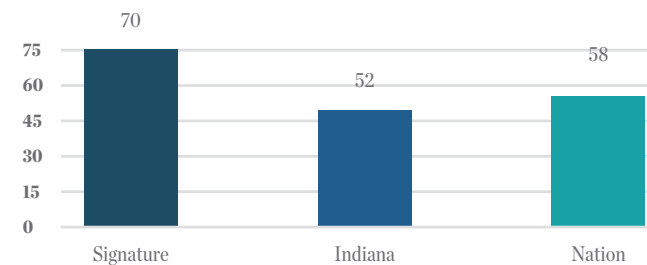
The following chart depicts the percentage of AP exams scoring a 3 or higher by class and by year.

Percent of AP Exams Scoring 3 or Greater



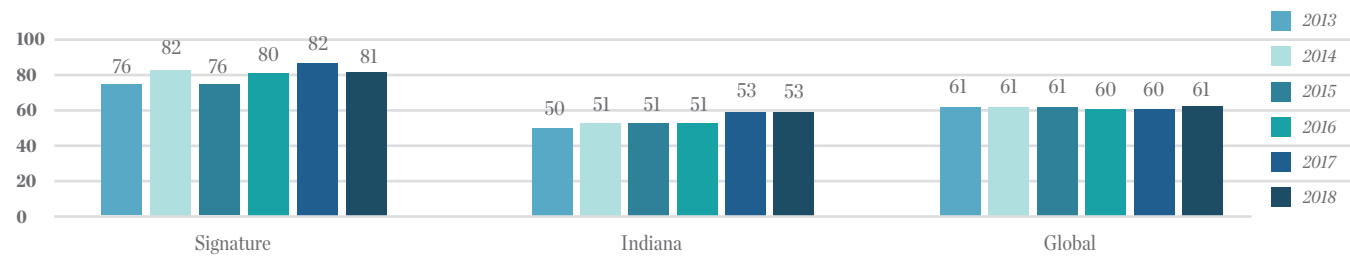
Signature students, in many instances, fared better on their AP exams than did their peers in Indiana and in the nation. The chart below compares Signature School's 2018 overall pass rate with state and national 2017 pass rates, the latest available.

Percent of AP Scores 3 or Higher



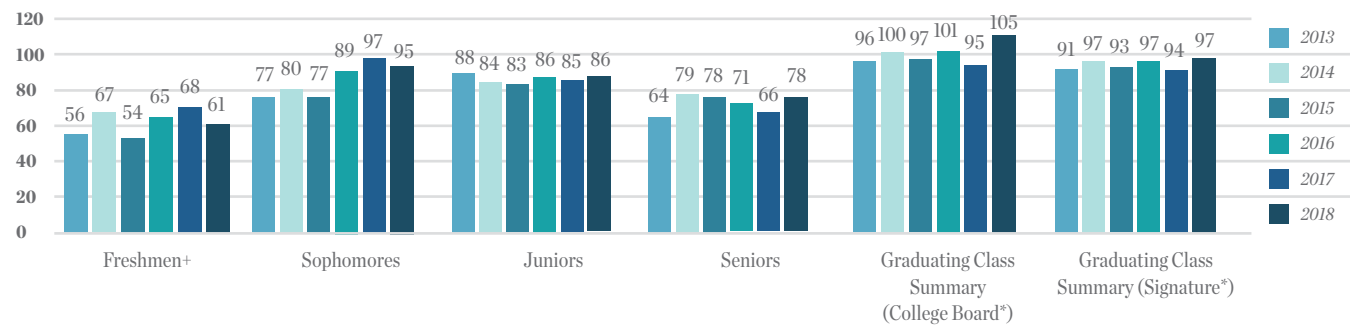
Understanding Signature student performance is enhanced by comparing the rate at which individual students earn a 3 or better. The chart below gives a six-year comparison of the percent of Signature, Indiana, and global AP students scoring a 3 or above on at least one exam in the given year.

Percent of Total AP Students with 3+



Equity and Excellence

The chart below gives Signature's 2018 Equity and Excellence Graduating Class Summary score, defined as the percentage of seniors scoring a 3 or better on at least one AP exam taken during high school, as well as the Equity and Excellence scores, defined as the percentage of students in each class passing at least one AP exam that year.

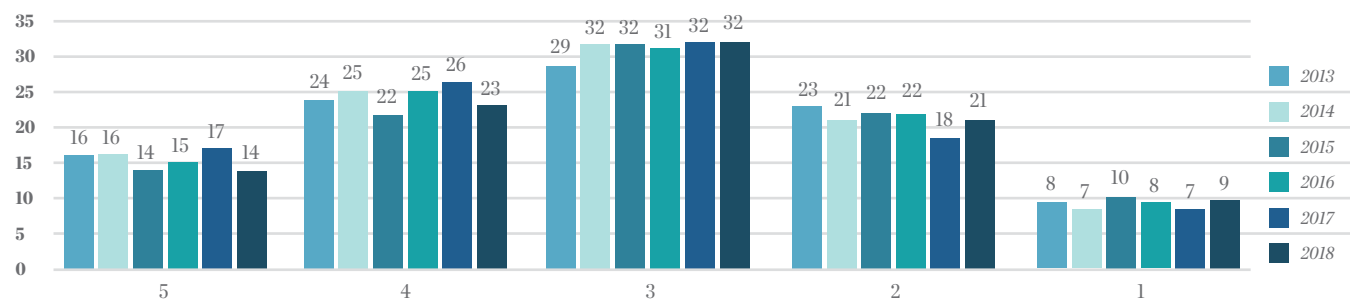


* The College Board does not provide an Equity and Excellence score for freshmen.

* The College Board projects its Graduating Class Summary score while Signature School provides a percentage based on the true count of the numbers of seniors scoring a 3 or better on at least one AP exam throughout their four years of high school divided by the number of seniors.

The chart of AP score distributions since 2013 is provided so that the 2018 grade distribution may be seen in its historical context.

Percent Distribution of AP Scores



AP RESULTS BREAKDOWN BY SUBJECT AND SCORE AND AP/IB EXTERNAL ASSESSMENT RECORD

The table below gives a more detailed analysis of Signature student performance as compared to that of students across Indiana and around the world. The table provides the score distribution for each exam and also shows the percentage of Signature students enrolled in AP or IB classes who participated in these external assessments.

Exam/Course	# Enrolled	# AP Tests	% Tested AP	# IB Tests	% Tested IB	% Not Tested	AP Score					Analysis		Comparison		
							5	4	3	2	1	3+ %	Mean	2016 Mean	IND Mean	Global Mean
Art History, self-taught	0	2	NA	NA	NA	NA	0	0	1	1	0	50	2.5	NA	2.78	3.04
Biology/IB Bio HL2	48	48	100	48	100	0	5	17	18	8	0	83	3.40	3.14	2.71	2.87
Calc AB/IB Math HL1	15	15	100	NA	NA	0	1	1	5	5	3	47	2.47	2.55	2.69	2.94
Calculus BC/IB Math HL1	25	25	100	NA	NA	0	7	3	9	6	0	76	3.44	3.84	3.61	3.74
Chemistry/IB Chem HL & SL1	23	23	100	NA	NA	0	2	4	10	6	1	70	3.00	3.52	2.42	2.80
Computer Science A, self-taught	0	2	NA	NA	NA	N	1	1	0	0	0	100	4.50	NA	2.76	3.18
Eng Language: combined	104	104(*105)	100	NA	NA	0	13	33	29	*23	7	71	3.21	3.28	2.67	2.83
Eng Language: Sec 1	83	83	100	NA	NA	0	10	24	26	18	5	72	3.19	3.24	2.67	2.83
Eng Language: Sec 2	21	21	100	NA	NA	0	3	9	3	4	2	71	3.33	3.58	2.67	2.83
Eng Literature	86	86(*88)	100	NA	NA	0	10	*21	*31	25	1	70	3.16	3.25	2.46	2.57
Environmental Science	31	31	100	NA	NA	0	15	12	2	2	0	94	4.29	4.00	2.38	2.63
Eur Hist/IB Hist HL1:combined	67	67	100	NA	NA	0	16	17	17	14	3	75	3.43	3.46	3.05	2.89
Euro Hist: Sec 1	34	34	100	NA	NA	0	11	8	6	7	2	74	3.56	3.19	3.05	2.89
Euro Hist: Sec 2	33	33	100	NA	NA	0	5	9	11	7	1	76	3.30	3.59	3.05	2.89
French/IB French HL/SL	14	3	21	14	100	0	1	1	1	0	0	100	4.00	3.20	3.28	3.32
German Lang/IB German SL	12	6	50	11	92	0	1	1	3	1	0	83	3.33	2.83	3.00	3.31
Macroeconomics: combined	72	71	99	NA	NA	1	12	16	12	15	16	56	2.90	3.20	2.84	2.96
Macro: Sec 1 98% 10 th	45	45	100	NA	NA	0	9	11	7	9	9	60	3.04	3.38	2.84	2.96
Macro: Sec 2 7% 10 th , 22% online	27	26	96	NA	NA	4	3	5	5	6	7	50	2.64	3.00	2.84	2.96
Microeconomics: 8% online	24	24	100	NA	NA	0	3	7	7	4	3	71	3.13	3.28	2.83	3.21
Music Theory	8	7	88	NA	NA	12	0	0	1	3	3	14	1.71	1.33	3.10	3.18
Physics 1	44	44	100	NA	NA	0	3	3	11	18	9	39	2.39	2.00	2.27	2.37
AP Capstone: Seminar Pilot	102	102	100	NA	NA	0	2	16	74	9	0	91	3.13	3.12	3.59	3.15
AP Capstone: Research(eligible)/EE	78	35	45	78	100	0	1	4	10	15	5	43	2.46	NA	3.36	3.17
Statistics: 3 rd party online	0	1	NA	NA	NA	NA	1	0	0	0	0	100	5.00	1.00	2.81	2.88
US Gov & Politics 57% 10 th	83	83	100	NA	NA	0	12	12	27	22	10	61	2.93	3.14	2.65	2.70
US History combined	119	118	99	NA	NA	1	14	23	36	17	28	62	2.81	3.17	2.35	2.66
US History Sec 1	94	93	99	NA	NA	1	11	19	29	13	21	64	2.85	3.16	2.35	2.66
US History Sec 2	25	25	100	NA	NA	0	3	4	7	4	7	57	2.68	3.19	2.35	2.66
World History combined	101	101	100	NA	NA	0	23	38	18	18	3	79	3.58	3.87	2.72	2.78
World History Sec 1	43	43	100	NA	NA	0	6	18	9	10	0	77	3.50	4.00	2.72	2.78
World History Sec 2	58	58	100	NA	NA	0	17	20	9	9	3	79	3.67	3.78	2.72	2.78
No AP/IB English HL	64	NA	NA	63	98	2										
No AP/IB History HL2 & SL	46	NA	NA	46	100	0										
No AP/IB Psychology	46	NA	NA	45	98	2										
No AP/IB Env Systems & Societies	13	NA	NA	13	100	0										
No AP/IB Chemistry HL2 & SL2	19	NA	NA	19	100	0										
No AP/IB Computer Science SL	26	NA	NA	25	96	4										
No AP/IB Math Studies SL	19	NA	NA	18	95	5										
No AP/IB Math SL	45	NA	NA	42	96	4										
No AP/IB Math HL & SL	20	NA	NA	*21	100	0										
No AP/IB Art HL2 & SL2	8	NA	NA	8	100	0										
No AP/IB Dance HL & SL	3	NA	NA	3	100	0										

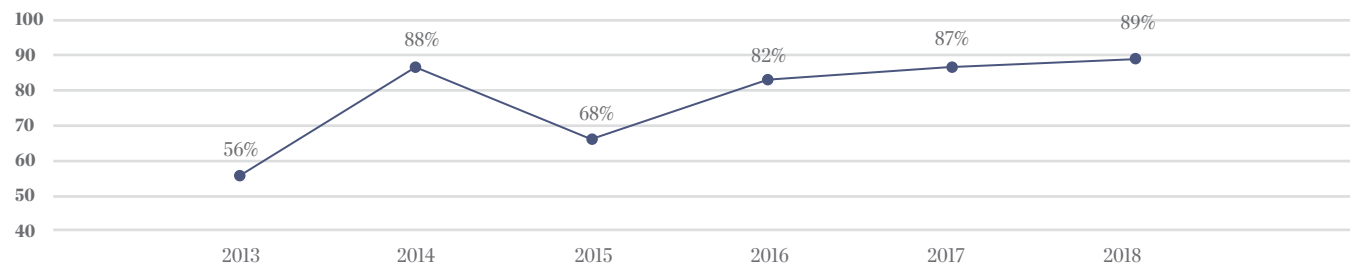
See the IB information following.

* Some students take exams for courses in which they are not currently enrolled. The larger number is calculated in reporting results, but it is not used in determining AP participation percentage for a particular course.

SUMMARY OF RESULTS FROM THE INTERNATIONAL BACCALAUREATE SESSION IN MAY 2018 FOR SIGNATURE SCHOOL

The IB Diploma program continues to expand along with the AP program. The chart below tracks the percentage of seniors participating as IB diploma candidates.

Percentage of Senior IB Diploma Candidates



IB program involvement is not limited to diploma candidates. Seniors and juniors may take IB exams as certificate candidates, and juniors may also take IB exams as anticipated candidates (students who intend to complete the IB Diploma requirements as seniors). The chart below shows the number of exams taken by students at all three levels of IB program participation: diploma, certificate, and anticipated. These numbers do not reflect candidate registrations in Theory of Knowledge or Extended Essay.

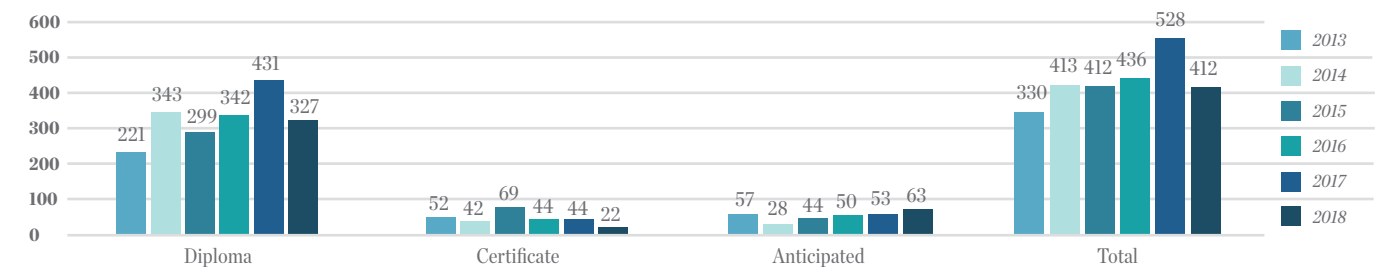


Michelle McClary, Mark Hubbard, Zachary Potter, and Brison Shira practice during orchestra class.



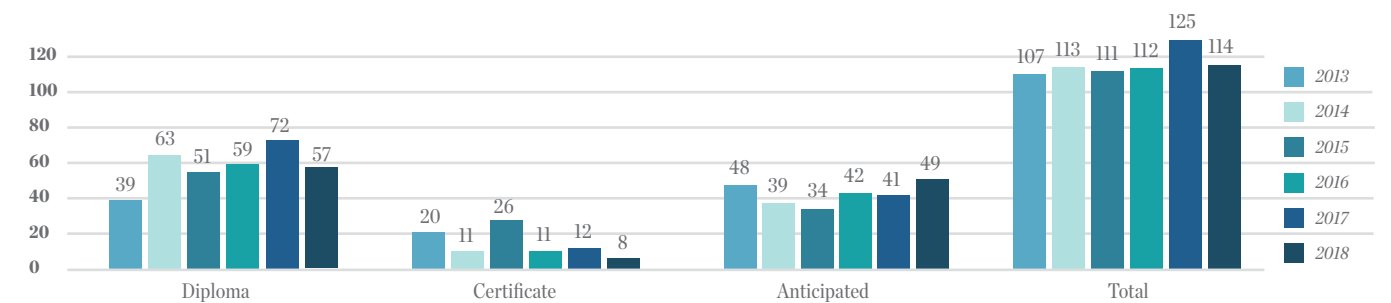
Anmoldeep Singh conducts an experiment during Chemistry class.

Number of IB Exams Taken



To facilitate understanding the level of student participation in the IB program, the following chart depicts the overall increasing number of students involved.

Number of Participants in IB Testing



IB Diplomas are awarded based on a student's performance in six subject-area external and internal assessments and satisfactory completion of a 4000 word extended essay (EE), a Theory of Knowledge (TOK) course, and 150 hours of Creativity, Action, Service (CAS). The following table shows Signature's IB Diploma award rate as well as the latest available worldwide rate, provided to give a basis of comparison.

	Diploma Candidates	Diplomas Awarded	Diploma Award Rate
Signature School 2008	13	10	77%
Signature School 2009	12	10	83%
Signature School 2010	18	13	72%
Signature School 2011	38	31	82%
Signature School 2012	40	25	63%
Signature School 2013	39	36	92%
Signature School 2014	63	60	95%
Signature School 2015	51	42	82%
Signature School 2016	59	47	80%
Signature School 2017	72	51	71%
Signature School 2018	57	36	63%
Worldwide: May, 2017	78,853	61,505	78%

The highest score a student can achieve in any subject area is a seven. Diploma candidates take six exams for a total possible 42 points. Three more points may be awarded according to a matrix composed of the Theory of Knowledge (TOK) and Extended Essay (EE) components. Diploma recipients are students who perform satisfactorily across all subject areas, complete the CAS requirements, and achieve at least 24 points distributed according to Article 13 of the document, "General Regulations: Diploma Program."

TOK and the extended essay are assessed as follows:

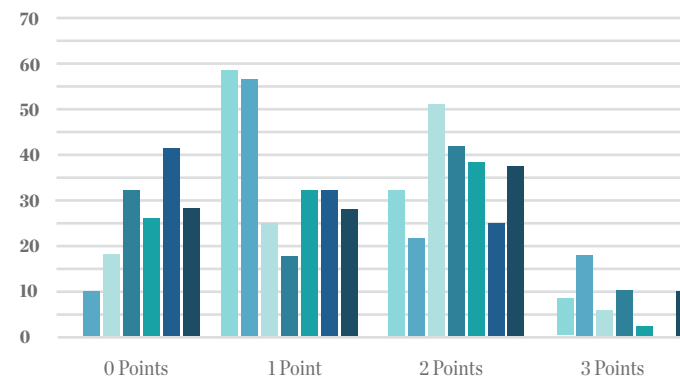
A - Excellent | B - Good | C - Satisfactory | D - Mediocre | E - Elementary | F - Failing Condition

These grades combine according to the matrix at the right to give students a possible maximum of 3 additional points. Students who do not submit an EE or who do not fulfill TOK requirements and students who receive an F in one or both will not receive a diploma.

		Theory of Knowledge					Extended Essay
		A	B	C	D	E	
A	3	3	2	2	F		
B	3	2	1	1	F		
C	2	1	1	0	F		
D	2	1	0	0	F		
E	F	F	F	F	F		

The chart below compares Signature's bonus point distribution over the last five years with the world-wide point distribution in May 2017, the latest available data.

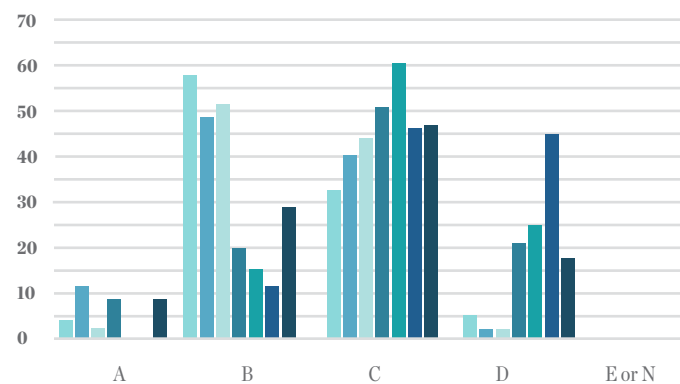
Distribution of Bonus Points



	0 Points	1 Point	2 Points	3 Points
Sig. 2013	0%	59%	33%	8%
Sig. 2014	10%	57%	21%	13%
Sig. 2015	18%	25%	51%	6%
Sig. 2016	31%	17%	41%	10%
Sig. 2017	26%	33%	38%	3%
Sig. 2018	42%	33%	25%	0%
World 2017	28%	25%	37%	10%

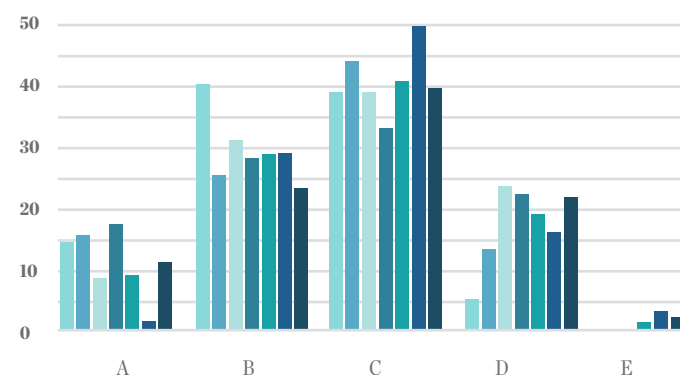
The following two charts show the grade distribution for TOK and EE over the last five years compared to the world-wide point distributions of these subjects in May 2017, the latest available data. Note that rounding error may lead to percentages less than or greater than 100.

TOK Grade Distribution



	A	B	C	D	E or N
Sig. 2013	3%	59%	33%	5%	0%
Sig. 2014	11%	48%	40%	2%	0%
Sig. 2015	2%	51%	43%	2%	0%
Sig. 2016	7%	20%	51%	22%	0%
Sig. 2017	0%	15%	60%	25%	0%
Sig. 2018	0%	12%	41%	45%	2%
World 2017	7%	29%	46%	17%	2%

Extended Essay Grade Distribution



	A	B	C	D	E
Sig. 2013	15%	41%	38%	5%	0%
Sig. 2014	16%	25%	44%	14%	0%
Sig. 2015	8%	31%	37%	24%	0%
Sig. 2016	17%	27%	33%	23%	0%
Sig. 2017	9%	29%	41%	19%	1%
Sig. 2018	2%	29%	50%	16%	3%
World 2017	12%	24%	39%	23%	2%

The following table shows the breakdown of scores Signature students earned during the May 2018 IB testing session. The table on the next page gives a description of each score value as well as a graphical display of the comparison of mean scores.

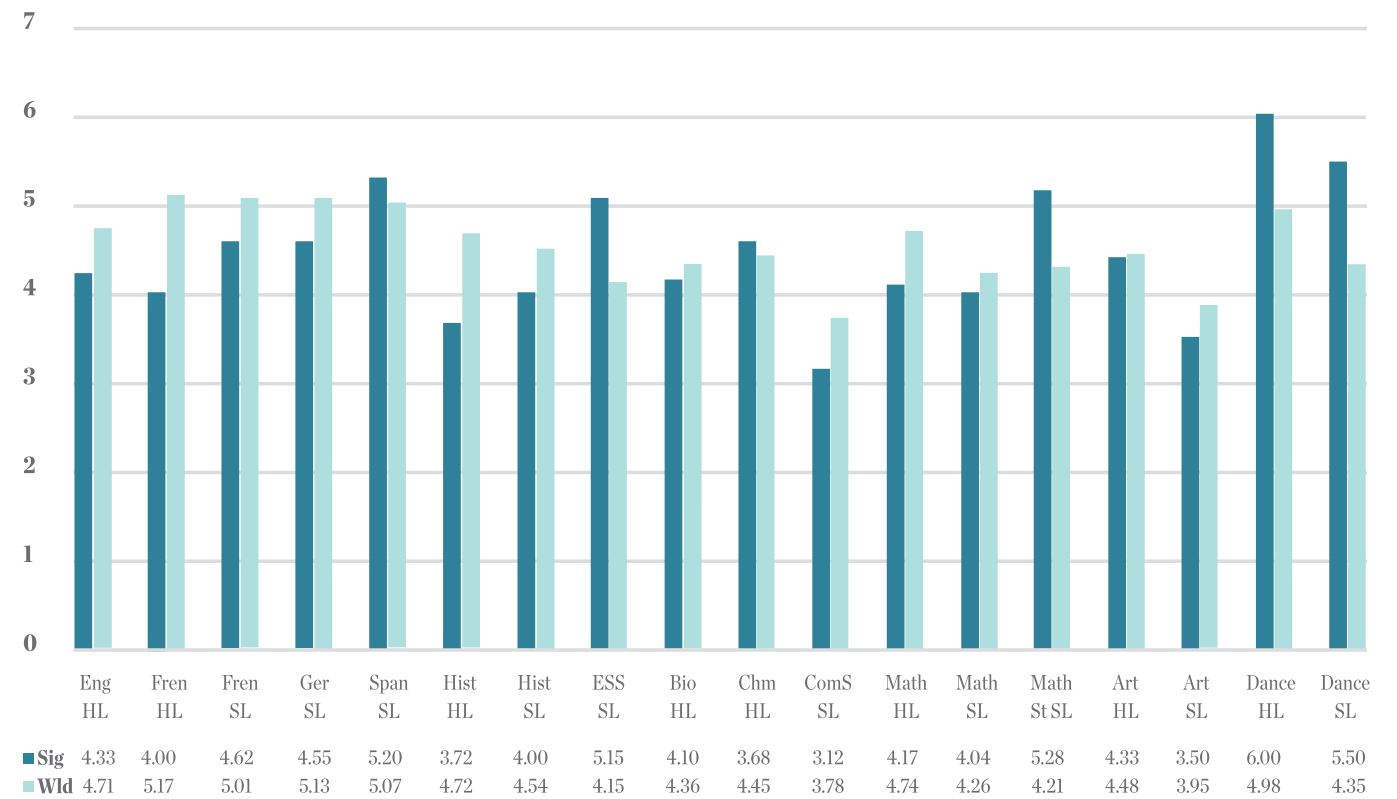
Subject	Candidates	Score									Signature Mean 2017	Signature Mean 2016	Signature Mean 2015
		7	6	5	4	3	2	1	N				
English A HL	63	0	1	30	23	8	1	0	0		4.35	5.08	4.96
French B HL	1	0	0	0	1	0	0	0	0		4.00	NA	NA
French B SL	13	0	3	4	4	2	0	0	0		4.62	4.77	4.86
German B SL	11	0	3	1	6	1	0	0	0		4.55	4.60	4.27
Spanish B SL	35	2	14	8	11	0	0	0	0		5.20	5.13	5.49
History HL	36	0	0	5	16	15	0	0	0		3.72	3.86	3.89
History SL	10	0	0	3	4	3	0	0	0		4.00	3.94	4.35
Psychology SL	45	0	5	20	17	3	0	0	0		4.60	4.83	4.77
Env S & S SL	13	2	1	7	3	0	0	0	0		5.15	5.83	6.00
Biology HL	48	0	3	12	20	17	3	0	0		4.10	3.68	4.04
Chemistry HL	19	0	2	3	3	9	2	0	0		3.68	3.58	4.07
Comp Sci SL SL	25	0	1	2	5	8	9	0	0		3.12	3.12	4.13
Math HL	18	1	2	4	3	8	0	0	0		4.17	4.48	4.65
Math SL TOTAL	46	0	5	12	13	12	4	0	0		4.04	3.63	3.76
Math St SL Sec 1	43	0	4	11	12	12	4	0	0		3.98	3.63	3.76
Math St SL Sec 2*	3	0	1	1	1	0	0	0	0		5.00	NA	NA
Math St SL	18	2	5	7	4	0	0	0	0		5.28	4.39	5.29
Dance HL	1	0	1	0	0	0	0	0	0		6.00	5.29	5.40
Dance SL	2	0	1	1	0	0	0	0	0		5.50	4.75	5.00
Visual Art HL	6	0	0	2	4	0	0	0	0		4.33	4.40	4.75
Visual Art SL	2	0	0	0	1	1	0	0	0		3.50	4.40	NA

The IB exams are assessed on a 7.0 scale, delineated as follows:

7 - Excellent | 6 - Very good | 5 - Good | 4 - Satisfactory | 3 - Mediocre | 2 - Poor | 1 - Very Poor | N - No Grade

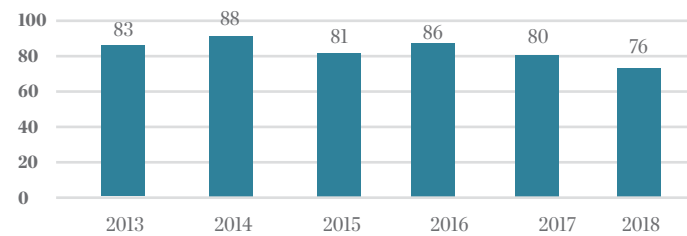
The table below provides a comparison of Signature student performance with performance world-wide in the May 2017 session. This table includes the scores of both full diploma candidates and certificate candidates.

Comparison of Mean Subject Scores



Percentage of Exams Scoring 4 or Higher

The chart to the right shows the percentage of exams scoring a 4 or higher from 2013 to 2018. A score of 4 on an IB exam is considered “passing” by some evaluators.



Adam Klitzing, Kristian Lockyear, and Habiblah Jimoh have a discussion in Spanish class.

STUDENT PROFILE



Chloe Hess, Rebecca Samuel, and Eilidh MacLeod view the solar eclipse.

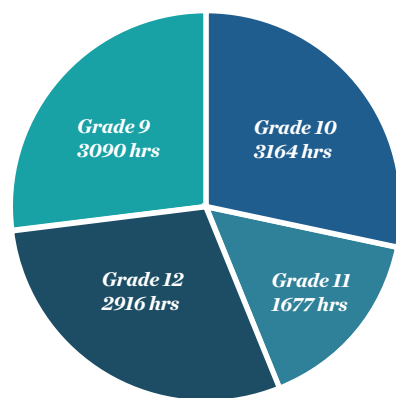
STUDENT DEMOGRAPHICS

Statistical Analysis of Student Composition

Male	45%
Female	55%
White/Non-Hispanics	67.8%
African American	2.7%
Asian American	16.7%
Hispanic	5.9%
Multi-racial	6.9%
Free & Reduced Texts	13.7%
Attendance Rate	97.2%
Drop Out Rate	0%
Suspensions/Expulsions	
Suspensions	6
Expulsions	0
Official Enrollment (ADM): 366 in Fall (F) / 364 in Spring (S)	F/S
Grade 9	114/111
Grade 10	103/104
Grade 11	85/84
Grade 12	64/64

COMMUNITY SERVICE

Reflecting the Signature commitment to community service, Signature students completed 10,847 hours of community service during the school year. Each student is required to complete a total of 25 service hours for the community and/or the school, totaling 100 hours of service in each of his or her four years at Signature School.



SPECIAL EDUCATION

Last year, Signature School had four students with Individualized Educational Plans (IEP). Signature provided two students additional accommodations in the classrooms in accordance with Part 504 of the Rehabilitation Act of 1973.

Signature School abides by the Federal Individuals with Disabilities in Education Act (IDEA), the Americans with Disabilities in Education Act of 1990, Part 504 of the Rehabilitation Act of 1973, and regulations implementing these mandates, including the requirements in Article 7 concerning evaluation, re-evaluation, and education of students in the least restrictive environment, and due process and reporting requirements.

MAJOR SCHOLARSHIPS ACCEPTED (CLASS OF 2018)

Cornell University – Merit Scholarship	\$4,000
DePauw University – University Merit Award	\$100,000
The George Washington University – Presidential Academic Scholarship	\$100,000
Georgia Institute of Technology – Stamps President’s Scholarship	\$250,000
Hanover College – Parker Scholarship	\$92,000
Hanover College – Benjamin Templeton Scholarship	\$147,600
Indiana University – Academic Scholarship	\$16,000
Indiana University – A.R. Metz Scholarship	\$16,000 (x2)
Indiana University – Cox Exploratory Scholarship	\$40,000
Indiana University – College of Arts and Sciences	\$8,000
Indiana University – Fry Scholarship	\$40,000
Indiana University – HHSP Presidential Scholarship	\$12,000
Indiana University – Hudson and Holland Scholarship	\$24,000 (x5)
Indiana University – Hutton Honors College Scholarship	\$12,000
Indiana University – Kelley School of Business Direct	\$40,000
Indiana University – Presidential Incentive Scholarship	\$4,000
Indiana University – Provost’s Scholarship	\$4,000 (x3)
Indiana University – Provost’s Scholarship	\$12,000
Indiana University – Provost’s Scholarship	\$16,000 (x4)
Indiana University – Provost’s Scholarship	\$246,000
Indiana University – Provost’s Scholarship	\$32,000 (x7)
IUPUI Indianapolis – 21st Century Scholar	\$38,608
IUPUI Indianapolis – Chancellor’s Scholarship	\$32,000
IUPUI Indianapolis – Distinguished Scholarship	\$96,000 (x3)
IUPUI Indianapolis – Dean of Science Scholarship	\$40,000
IUPUI Indianapolis – Study Abroad	\$2,500
IUPUI Fort Wayne – Gift Scholars	\$4,000
Loyola University Chicago – Dean’s Scholarship	\$68,000
Murray State University – Provost Scholarship	\$18,000
Purdue University – Access and Success Incentive	\$2,000
Purdue University – Harold C. Moran Scholarship	\$7120
Purdue University – Lamb Scholarship	\$4,000
Purdue University – Marquis Scholar Finalist Scholarship	\$16,000
Purdue University – Presidential Scholarship	\$16,000 (x3)
Purdue University – Provost’s Stipend	\$1,000
Purdue University – School of Engineering Scholarship	\$4,000
Rochester Institute of Technology – Presidential Scholarship	\$144,000
Rochester Institute of Technology – University Scholarship	\$8,400
Stanford University	\$271,428
St. Louis University – University Presidential Scholarship	\$96,000
Transylvania University – JGK III Scholarship	\$198,280
University of Chicago – University Scholarship	\$80,000
University of Evansville – Annual Scholarship in Music	\$60,000
University of Evansville – Dean’s Scholarship	\$8,000 (x2)
University of Evansville – Dean’s Scholarship	\$80,000 (x2)
University of Evansville – Davidson Scholar Day Scholarship	\$6,000 (x3)
University of Evansville – Faculty Scholarship	\$72,000 (x2)
University of Evansville – Harlaxton Scholarship	\$1,000 (x2)
University of Evansville – Legacy Award	\$4,000
University of Evansville – Methodist Scholarship	\$2,000 (x3)
University of Evansville – Need for Nursing Scholarship	\$72,000
University of Evansville – Presidential Scholarship	\$205,504
University of Evansville – Ridgeway Scholarship	\$6,000 (x6)
University of Southern Indiana – B/MD Scholarship	\$40,000
University of Southern Indiana – David L. Rice Merit Scholarship	\$20,000
University of Southern Indiana – Dean’s Scholarship	\$4,000
University of Southern Indiana – Presidential Scholarship	\$40,000
University of Southern Indiana – Pott Science Scholars	\$4,000
Wake Forest University – College Scholarship	\$60,000
Wake Forest University – Porter B. Byrum Scholarship	\$200,000
Wake Forest University – Stamps President’s Scholarship	\$250,000
Western Kentucky University – Mahurin Honors Scholarship	\$40,000
Yale University	\$195,584

COMMUNITY AWARDS:

2018 Horatio Alger National Scholarship	\$2,500
Benjamin & Anna Bosse Scholarship	\$4,000 (x2)
Edward E. Meyer Scholarship	\$1,000 (x4)
Elk’s Foundation Most Valuable Student Scholarship	\$1,000
Germania Maennerchor Scholarship	\$4,000
Mu Alpha Theta National Scholarship	\$4,000
National Merit Scholarship	\$1,000
Public Education Foundation Scholarship	\$1,000
Vanderburgh County Alliance Lilly Scholarship	\$91,248
Scholarship America- Vectren Corporation Scholarship	\$3,000

GRADUATE RECOGNITION

Signature School Outstanding Senior Award - Sammy Allaw was selected by the Signature teachers to receive the Outstanding Senior Award. This is awarded to a student who has excelled academically, demonstrated leadership, performed community service, and is respected by teachers and peers.

Signature Spirit Award - Habeeb Jimoh and Kristian Lockyear were selected by the Signature teachers to receive the Signature Spirit Award. This is awarded to a student who best represents the ideals of the “Signature Way.”

Ted Kuhlenschmidt Service Award - Jasmine Ahmed was chosen to receive this honor. This award is given to a student who has demonstrated devotion to his or her education at Signature School, has excelled in the areas of service, leadership, and involvement, and has played an important role in maintaining the character and reputation of Signature School.

Laurel Szorcsik Award - Adam Klitzing was chosen to receive this first-time distinction intended to honor a student who captures the spirit of Laurel (Signature ‘16). This recognition is given to an IB senior who embraces a stick-with-it attitude, demonstrates a passion for volunteering, exhibits a calm loving spirit, accepts others for who they are, and extends friendship to all.

Valedictorian - Sammy Allaw, Maansi Asthana, Kristian Lockyear

Salutatorian - Shalmali Mirajkar, Kathryn Stamm, Annie Wilhelmus, Allyson Simpson, Marie Renehan, Habiblah Jimoh, Rosemary O’Daniel, Katelyn Steele, Rodrigo Hernandez-Merlin, Brooklynn Cox, Isabella Lagunzad, Zachary Potter

GRADUATE PROFILE

Total Grant & Scholarship Dollars Offered (2017)	\$22.7 million
Total number of Signature seniors	64
Class of 2018 graduation rate	100%
Four-year on-time high school completion rate	100%
Academic Honors Diplomas	59 (92%)
Core 40 Diplomas	5 (8%)

STUDENT RECOGNITION

NATIONAL

AP Scholars

198 Signature students earned the designation of AP Scholar by College Board in recognition of their exceptional achievement on the college-level Advanced Placement (AP) Exams.

National AP Scholar: Sammy Allaw, Maansi Asthana, Olivia Barton, Ryan Chen, Matthew Cinelli, Emily Dombrowski, Samuel Goilo, Rodrigo Hernandez, Justin Holmes, Habiblah Jimoh, Vanessa Jodlowski, Isabelle Kyle, Lucy Lippman, Kristian Lockyear, Zachary Potter, Marie Renahan, Corey Rigney, Ryan Ruder, Varshini Satoor, Brison Shira, Allyson Simpson, Katelyn Steele, John Strezewski, Avanish Subbiah, Anwyn Wilhelmus.

AP Scholar with Distinction: Amira Alashi, Sammy Allaw, Maansi Asthana, Alexander Bakke, Olivia Barton, Flannery Bishop, Sara Brown, Kyle Buchanan, Ryan Chen, Matthew Cinelli, Abigail Cook, Mariel Cox, Elizabeth Dexter, Jaden Diaz, Emily Dombrowski, Elizabeth Elsea, William Elsea, Evan Englert, Martin Everett, George Francis, Natalie Goff, Samuel Goilo, Graham Griffin, Futhallah Ahmed, Alexander Hardy, David Harris, Olivia Hayden, Catherine Heiger, Rodrigo Hernandez, Justin Holmes, Marjorie Hubbard, Emily Hyatt, Habiblah Jimoh, Vanessa Jodlowski, Rafay Karim, James Keaney, Laine Kennedy, Lauren Koch, Benjamin Koontz, Ishani Kubar, Isabelle Kyle, Isabella Lagunzad, Samuel Lagunzad, Emme Lang, William Lewis, Shannon Lindsay, Lucy Lippman, Kristian Lockyear, Cheyenne Miller, Shalmali Mirajkar, Akshaj Mishra, Isabel Moore, Paxton Mosby, Alyssa Myers, Doris O’Daniel, Blake Owen, Madisyn Owens, Kush Patel, Payton Pierce, Saisantosh Ponna, Zachary Potter, Katelyn Preston, Marie Renahan, Emily Renne, Corey Rigney, Kolbe Roscoe, Salome Roysdon, Ryan Ruder, Jonathan Rusche, Varshini Satoor, Kabir Sheth, Brison Shira, Allyson Simpson, Anmoldeep Singh, Benjamin Smith, Ava St. Pere, Katelyn Steele, John Strezewski, Avanish Subbiah, Claire Talbert, Olivia Vincent, Jack Watson, Benjamin Weinzapfel, Nathaniel Weinzapfel, Brock Weyer, Anwyn Wilhelmus, Graham Wink, Alice Zhang.

AP Scholar with Honor: Tanner Adams, Mohammed Alikhan, Lorin Bassemier, Ryker Bias, Olive Bouseman, Logan Butler, Molly Creech, Ankush

Dhawan, Mary Gershon, Emmalee Gladding, Emily Green, Allyson Groves, Kayla Gunderloy, Matthew Hafele, Abby Higgins, Grace Higgins, Marcus Hoh, Benjamin Janney, Hani Kharouta, Maria Laroia-Nguyen, Nikhitha Lavu, Jared Martin, Jake McEuen, Ian Morse, Sophia Nicholson, Molly Sawyer, Nadia Scharf, Ritik Shah, Eleanor Weinzapfel, Emily Wolf, Musroor Zahid.

AP Scholar: Jasmine Ahmed, Mohammed Alikhan, Mohammed Allababidi, Lydia Allerellie, Anirudh Banuru, Manisha Bethi, McKenna Birchler, Katherine Brice, Maria Briones, Aiden Burns, Rafael Catalan, Li-Hsin Cheng, Maisara Chowdhury, Emma Cook, Luke Dishman, Mitchell Dore, Sean Egli, Joseph Embry, Madeline Erdell, Jillian Frieri, Bailey Gibson, Daniel Hackney, Mason Hughes, Nabeel Iqbal, Anna Jassim, Ryan Jassim, Diana Joest, Amaya Johnson, Anna Johnson, Madison-Rae Kessinger, Kaitlyn Kiegel, Adam Klitzing, Nicole Kobylanski, Cailin Lampert, Brandon Lo, Michelle McClary, Connor Melvin, Kylie Miller, Ellison Mills, Erick Morgan, Nathaniel Neyhouse, Jordan Nouri, Jenna Pajdo, Jacob Palmer, Beatrice Paras, Rishi Parekh, Samantha Payne, Paola Perez, Benjamin Peters, Sofia Popov, Tessa Powers, Klaire Rasche, Adrian Rashada, Zachary Reichel, Melody Reyes, Sara Riley, Madison Risley, Annika Roberts, Tyler Robinson, Nia Rochon, Hailea Rose, Zachary Scott, Daniel Sharygin, Annmichael Siewert, Arshdeep Singh, Inderpreet Singh, Darcie Smith, Evan Smith, Reece Smith, Thomas St. Pere, Ethan Tang, Tyrone Thomas, Vivian Valadares, Daniel Wahl, Tori Wargel, Carson Williams, Kennedy Williams, Devon Woehler.

AP Capstone Diploma: Katherine Brice, Bailey Gibson, Vanessa Jodlowski, Amaya Johnson, Hani Kharouta, Benjamin Koontz, Tyler Robinson, Salome Roysdon, Brison Shira, John Strezewski, Avanish Subbiah, Benjamin Weinzapfel.

AP Seminar and Research Certificate: Paola Perez, Emilee Pfetscher, Kennedy Williams.

2018 National Merit Scholarship Competition
Three students qualified as National Merit Finalists: Habiblah O. Jimoh, Zachary Lee Potter, Kathryn L. Stamm. Six were recognized as Commended Students: Sammy Allaw, Maansi Asthana, Nikhitha D. Lavu, Kristian T. Lockyear, Corey B. Rigney, Anwyn L. Wilhelmus.

Intel International Science and Engineering Fair

Ankush Dhawan and Akshaj Mishra traveled to Pittsburgh, Pennsylvania to compete in the world’s largest pre-collegiate science fair. Ankush placed second in his category, a distinction resulting in his having an asteroid named after him.

National Junior Science and Humanities Symposium

Ankush Dhawan traveled to Hunt Valley, Maryland to compete in this prestigious event.

American Mathematics Competition (AMC)

Kabir Sheth’s 10 score was ranked in the top 5% nationally, winning him an Honors Certificate and qualifying him to take the American Invitational Mathematics Exam (AIME).

STATE

Vanderburgh County Lilly Award

Maansi Asthana

LOCAL

Arts Council of Southwest Indiana Awards

Noah Laroia-Nguyen nominated for Young Artist of the Year.

55th Annual Art Show at the Evansville Museum of Art

Olivia Barton, Lauren Koch, Nicole Kobylanski, and Cheyenne Miller had entries accepted for exhibition. Lauren Koch placed 2nd in Drawing and Cheyenne Miller placed 1st in Printmaking.

Caliber II at the Arts Council

Cheyenne Miller and Amaya Johnson received the Arts Council of Southwest Indiana Youth Membership Sponsorship.

Water Conservation Exhibition at the Courthouse

Nicole Kobylanski placed 1st overall.

FACULTY RECOGNITION

ADVANCED PLACEMENT

Erin Atkinson
Capstone Seminar
Marietta, Georgia

John Beardsley
English Language and Composition
Louisville, Kentucky

Aaron Ethridge
Online Training, United States History
Capstone Seminar, Marietta, Georgia

Tina Grant
Capstone Research
Baltimore, Maryland

Tracey Hayden
Capstone Research
Baltimore, Maryland

Shannon Hughes
Capstone Research
Marietta, Georgia

Sean Jensen
Capstone Research
Baltimore, Maryland

Natalie Kobe
French Language and Culture
Charlotte, North Carolina

José Mota
Capstone Seminar. Marietta, Georgia
US Government and Politics, College Park, Georgia
World History, Plainfield, Illinois
Macroeconomics, Nashville, Tennessee

Donovan Robinson
Capstone Seminar
Marietta, Georgia

Maria Yeakley
Capstone Research
Marietta, Georgia

EDUCATION

Tracey Hayden
Biology Summer Institute at Indiana University
Bloomington, Indiana

INTERNATIONAL BACCALAUREATE

Cynthia Ahmed
Environmental Systems and Societies, Category 2
St. Petersburg, Florida

John Beardsley
Theory of Knowledge, Level 2
Austin, Texas

Lorena Boyle
Theory of Knowledge, Level 2
St. Petersburg, Florida

Jami Cates
Computer Science, Level 2
Online Training

Aaron Ethridge
Psychology
Albuquerque, New Mexico

Shannon Hughes
Extended Essay
Online Training

Natalie Kobe
Standard Level Language B
Burlingame, California

INTERNATIONAL STUDIES

Lorena Boyle and Karla Razor participated in the Indiana Department of Education Proficiency and Can-Dos workshop in Evansville, Indiana.

Indiana University’s Fulbright Scholars visited Signature School in November of 2018.

SCHOOL SAFETY

Cameron Chrockrem
Basic Training, Indiana School Safety Specialists Association
Indiana School Safety Specialist Academy
Indianapolis, Indiana

ADVANCED PLACEMENT READERS, INTERNATIONAL BACCALAUREATE EXAMINERS, AND WORKSHOP LEADERS

Erin Atkinson
Advanced Placement Reader, English Language and Composition
Tampa, Florida

Kyle Darnell
Summer Ceramics Workshop, University of Evansville
Evansville, Indiana

Aaron Ethridge
Advanced Placement Reader, US History
Tampa, Florida

Joe Nelson
Advanced Placement Table Leader, US History
Louisville, Kentucky

Donovan Robinson
Advanced Placement Table Leader, European History
Kansas City, Missouri

EDUCATIONAL LEADERSHIP

Jean Hitchcock travelled to Indianapolis to take part in the Charter School Leaders Conference, to Kissimee, Florida to attend the ASCD Conference on Educational Leadership, and to Greensboro, North Carolina, to participate in the Center for Creative Leadership Program.

Elizabeth Mumford toured college admissions offices throughout the Upper Midwest. She met with officials at Grinnell College in Iowa and St. Olaf College, Carleton College, and Macalaster College in Minnesota.

Shelby Roscoe attended the FAFSA Awards Ceremony sponsored by the Indiana Commission for Higher Education in Indianapolis, Indiana.

SCHOOL RECOGNITION

NATIONAL

Signature School #3 Nationwide, #1 in the Midwest by The Washington Post

Since 1998, The Post's Jay Mathews has ranked Washington-area public high schools using the Challenge Index, his measure of how effectively a school prepares its students for college. In 2011, The Post expanded its research to high schools across the United States. The formula for the rankings is: Divide the number of Advanced Placement, International Baccalaureate or other college-level tests a school gave in a given academic year by the number of graduating seniors. Equity & Excellence (E & E) is the percent of all seniors who had at least one passing grade on an AP or IB exam. Signature's E & E was 100%.

Signature School #17 Nationwide, #9 Charter in Country, #1 in Indiana Ranked by US News & World Report

STATE

First in Indiana for access to and success in Advanced Placement courses and exams

Signature School was invited to a ceremony at the Indiana Statehouse to honor schools with at least 25% of the 2016 graduating class cohort earning a score of 3 or higher on at least one AP exam during the high school years. Cynthia Ahmed, Cameron Chrockrem, Theresa Doyle, and Shannon Hughes represented Signature School at this event given by the Indiana Department of Education and the College Board. Signature has been first in the state for each year since 2010: 2010 – 75.5%, 2011 – 88%, 2012 – 90%, 2013 – 95%, 2014 – 92%, 2015 – 97%, 2016 – 97.2%, 2017 – 93%

Four Star Award

The Four Star Award is a prestigious award which recognizes Signature School for having demonstrated Adequate Yearly Progress (under No Child Left Behind), having performed in the top 25% of all schools in the state in four areas: attendance rate, language arts proficiency score, mathematics proficiency score and percentage of students meeting state standards in both English/language arts and mathematics.

Adequate Yearly Progress

Signature School was designated as having made Adequate Yearly Progress under No Child Left Behind (NCLB). Under NCLB, schools must meet annual goals in the academic achievement of the overall student population. Schools are designated as having made Annual Yearly Progress (AYP) by calculating student achievement and participation rates on the Indiana Statewide Testing for Educational Progress-Plus (ISTEP+) in English/language arts and mathematics; student attendance rates for elementary and middle schools; and high school graduation rates for high schools.

A-F Accountability, Signature Receives an "A"

The State Board of Education methodology for determining school and corporation category designations (A-F grades) is based on student performance. Signature School received an "A."



Senior boys take a break from dancing at Prom for a picture.

REVENUES AND EXPENDITURES

July 1, 2016 to June 30, 2017

REVENUES

General Fund	\$2,950,141
Grants	33,816
Fees & Contributions	85,569
Total	\$3,069,526

EXPENDITURES

General Fund	\$2,951,534
Grants	16,071
Fees & Contributions	128,083
Total	\$3,095,688

Signature School is a public high school open to all students and does not charge tuition. It is funded by the Indiana Department of Education for per-pupil enrollment like other Indiana public high schools. However, as a charter school, Signature does not receive capital projects funding which is distributed to public schools through local property tax receipts; other public schools receiving this funding can use it to fund a wide variety of expenditures including categories such as technology purchases, insurance premiums, utilities, and building improvements.

In the 2017-2018 fiscal year, Signature School received a total of \$2,595,562 per-pupil funding from the Indiana Department of Education - \$2,295,834 basic tuition support, \$85,200 for academic honors diplomas awarded, \$31,528 for special education, and a total of \$183,000 from the Indiana Charter and Innovation Network School Grant which awards \$500 per student for charter and innovation network schools with an "A", "B", or "C" performance designation. Signature receives on an annual basis several smaller, restrictive federal grants distributed by the state such as the State Connectivity grant and Title II funds. These grants are used in various ways as directed in each grant application, including expenditures for internet service and instructor professional development.

BOARD OF DIRECTORS

SCHOOL

- Robert L. Koch II** President
- Edmund L. Hafer, Jr.** Vice President
- John B. Whinrey** Secretary
- Susan E. Parsons** Treasurer
- Erin Atkinson**
- Karen Cinelli**
- Jon Goldman**
- Jean Hitchcock**
- Sharon Kazee**
- Denny Quinn**
- David Wagner**

FOUNDATION

- Robert L. Koch II** President
- Edmund L. Hafer, Jr.** Vice President
- John B. Whinrey** Secretary
- Susan E. Parsons** Treasurer
- Steven G. Becker**
- Jean Denton Brubeck**
- Glen Dunkerson**
- Rita P. Eykamp**
- Rick W. Geissinger**
- Jon Goldman**
- Patrick Jackson**
- Patrick Koontz**

- Sara Miller**
- Denny Quinn**
- Ronald D. Romain**
- Thomas E. Salmon**
- Rick Schach**
- John C. Schroeder**
- Matthew Schultheis**
- Jennifer K. Slade**
- Vicki Snyder**
- David Wagner**
- Linda White**
- Ex-officio: **David Smith**

FACULTY AND STAFF

MATH/SCIENCE

Cynthia Ahmed, M.S.
University of Southern Indiana

Nicholas Bullington, B.S.
Purdue University

Cameron Chrockrem, B.A.
Indiana University

Tracey Hayden, M.C.L.S.
University of Maryland

Shannon Hughes, M.A.
University of Southern Indiana

Matt Nance, M.S.
Indiana University

Christine Panayides,* M.S.
Old Dominion University

Shane Thread, M.S.
Oakland City University

Kendra Winchester, M.S.
University of Southern Indiana

HUMANITIES

Shirley Arruffat,* B.A.
University of Puerto Rico

Erin Atkinson, M.A.
Oakland City University

John Beardsley, M.F.A.
Virginia Commonwealth University

Lorena Boyle, B.A.
Instituto Universitario
Valle Continental

Theresa Doyle, M.A.
University of Evansville

Johanna Dus-Bacic, M.A.
Bowling Green State University

Aaron Ethridge, M.A.
University of New Hampshire

Tina Grant, M.A.
Indiana University

Sean Jensen, Ph.D.
Rutgers University

Natalie Kobe, B.A.
University of Southern Indiana

José Mota, B.A.
Occidental College

Joe Nelson, B.S.
University of Southern Indiana

Karla Razor, M.A.
Indiana State University
(candidate for doctoral degree)

Donovan Robinson, M.A.
Indiana University Southeast

Maria Yeakley, M.A.
Wichita State University

FINE ARTS

Kyle Darnell, M.F.A.
East Tennessee State University

Henry Maurer, B.S.
University of Evansville

Olga Rodionova,* M.S.
University of Bridgeport

Becky Simpkins*
University of Evansville

ADMIN/SUPPORT

Jean Hitchcock, M.A.
Executive Director
Middlebury College

Jami Cates, M.S.
Director of Technology
A.B. Washington University (St. Louis)
M.S. Purdue University

Kristen Cirino,* M.A.
Executive Assistant
New York University

Ashley DiMarco, B.A.
Finance Director
Lindsey Wilson College

Beth Muehlbauer, B.S.
Development Director
University of Dayton

Elizabeth Mumford, M.A.
Director of Student Services
University of Evansville

Shelby Roscoe, B.A.
Executive Assistant
Purdue University

** Part Time*

HISTORY

Launched as a half-day program, Signature School became Indiana's first charter high school in 2002 through the support and direction of the Signature Learning Center, which later became the Signature School Foundation, Inc. In December 2001, Principal Vicki Snyder and a group of teachers submitted a charter to the Evansville Vanderburgh School Board of Trustees (EVSC) seeking conversion status. On February 25, 2002, the EVSC approved the charter and this full-time program began to "put itself on the map."

Occupying the former Hotel Sonntag on Main Street, Signature's proximity to the Evansville Civic Center, financial and business institutions, museums, libraries, and other community organizations enhances educational opportunities for students. Over the years, the school has become an increasingly integral part of the downtown community. The campus currently includes the Performing Arts Studio in the Victory Theatre and the Robert L. Koch II Science Center, completed in 2006.

In 2015, Signature School became part of the Southwest Indiana Regional Cities team, a group later awarded a total \$42 million grant by the Indiana Economic Development Corporation. The official announcement of this downtown and regional expansion took place in April of 2016 in the Signature School Commons by then Governor Mike Pence with Mayor Lloyd Winnecke, Board Chairman Robert L. Koch II, Jean

Hitchcock (named principal in 2012), legislators, community members, and Signature faculty, staff, and students taking part. Signature School was the first Regional Cities team member to complete its project with the opening of a new biology laboratory on the second floor of the Robert L. Koch II Science Center, the site of the original announcement, in August 2016. The remaining portion of Signature's \$2.5 million from the Regional Cities funding will be used for further expansion to accommodate a growing student body.

An open-admission public high school, Signature School provides choice to students and parents in Evansville and Southwestern Indiana. Signature School's curriculum is internationally based with emphasis on fine and performing arts, science, technology, mathematics, and the liberal arts. All Signature courses are designed to comply with the Indiana Academic Standards for the appropriate grade level and discipline. External assessment is provided to all students through the Advanced Placement (AP) program and the International Baccalaureate Programme (IB), implemented in 2006. Signature continues to revise and improve its curriculum, including the piloting of the AP Capstone Diploma Program in 2016, to meet the demands of the community for a secondary educational opportunity that puts academics first and continues to be ranked as the #1 high school in the Midwest and a top high school in the U.S.



Layout and design by Samantha Marksberry of Marksberry Design.

DEVELOPMENT REPORT

As a public charter high school, Signature School receives less funding than traditional public schools in Indiana. Specifically, charter schools receive less funding for capital improvements and technology. In addition, Signature School does not receive any of the monies generated locally by property taxes. Signature School addresses this funding gap through a variety of fundraising efforts. In 2017-2018, fundraising efforts included the annual Parent Campaign, applying for grants, seeking gifts from corporate and individual donors, and the Fund for Signature Annual Campaign.

WITH APPRECIATION:

Because of ongoing support from numerous donors, including parents and the Signature School Foundation, Signature continues to be ranked as one of the best public high schools in the country. The staff is dedicated to ensuring that all students will receive an unparalleled education in a caring environment. Signature graduates are well prepared and gain acceptance in the best universities in the country.

The educational experience at Signature School represents a collaborative effort among our parents, teachers, staff, and donors. Signature School is grateful for this tremendous support! Thank you.

Sincerely,

BETH MUEHLBAUER

Development Director

SIGNATURE FUNDRAISING:

PARENT CAMPAIGN

Parents have always played a vital role in the success of Signature School. They provide countless hours by volunteering with school events, projects, and fundraisers. Through the annual Parent Campaign, Signature parents donate money to provide the school with classroom resources and materials and to help with any technology needs.

In 2017-2018, the Parent Campaign exceeded its goal by raising \$65,052.31.

GRANTS/REQUESTS

Bower-Suhrheinrich Foundation – The Bower-Suhrheinrich Foundation grant is a five-year grant to be used for the expansion of Signature School's Robert L. Koch II Science Center.

Community Alliance Foundation – The Community Alliance Foundation is a network of nine community foundations serving counties in southwestern Indiana. The Alliance affiliates work to improve the quality of life in their counties by distributing a portion of the funds' earnings to local non-profits.

Robert and Elaine Pott Foundation – The Pott Foundation grant has been used to accommodate Signature School's growing enrollment by allowing the school to purchase lab equipment for science classrooms, technology equipment, and training for teachers.

Toyota Motor North America, Inc. – The Toyota grant was a specific grant submitted for the Real-time Data Collection and Analysis Project. With funds from this grant, Signature purchased state-of-the-art equipment that allows students to collect, analyze, and share data from experiments with a variety of mobile devices.

William E. Schmidt Foundation – The Schmidt Foundation grant provided support for Signature's music program. Signature updated and increased the size of the school's piano lab.

SIGNATURE SCHOOL FOUNDATION

The Signature School Foundation has provided unwavering support for Signature School since its opening in August 2002. The Foundation is made up of business and community leaders and is a reflection of the successful partnership between education and business. The Signature School Foundation members make pledges/gifts to the school and assist the Development Director in seeking gifts from corporate and individual donors. During the 2017-2018 school year, the foundation contributed \$106,547.96 to Signature School.

DONORS TO THE FUND FOR SIGNATURE

In January 2014, Signature School Foundation initiated an effort to secure larger annual gifts to the school. This new initiative is called Fund for Signature. Gifts and pledges to the Fund for Signature School for the 2017-2018 school year totaled \$96,770.10.

Individual Donors: Dr. Stephen & Carol Becker, Jean Brubeck, the Eykamp Family, Rick & Michele Geissinger, Jon & Martha Goldman, Patrick & Patricia Jackson, Robert L. & Cynthia Koch II, Patrick & Hillery Koontz, Bob & Susan Parsons, Denny & Cassie Quinn, Eric & Martha Reek, Ron & Connie Romain, John & Diane Schroeder, Jennifer Slade, John & Mona Whinrey

Corporate Donors: Atlas World Group, Inc., Crescent-Cresline-Wabash Plastics Foundation, Inc., Koch Foundation, Toyota Motor North America, Inc., United Companies

COLLEGE ACCEPTANCES

CLASS OF 2018

Allegheny College

American University

Appalachian State

Auburn University

Ball State University

Bellarmine University

Belmont University

Boston University

Bradley University

Brandeis University

Butler University

Case Western Reserve

Centre College

Champlain College

Colorado School of Mines

Columbia College Chicago

Cornell University*

Culinary Institute of America- NY

Denison University

DePaul University

DePauw University*

Drexel University

Duke University

Earlham College

Emory University

Georgetown University

Georgia Institute of Technology*

Goshen College

Hanover College*

Indiana University-Bloomington*

Indiana University- South Bend

Indiana University- Southeast

IUPU Fort Wayne*

IUPUI*

Johns Hopkins University

Kalamazoo College

Kenyon College

Loyola University Chicago*

Macalester College

Manchester University

Mercer University

Miami University of Ohio

Michigan Technological University

Murray State University*

National Taipei University of Technology*

New York University

Oberlin College

Purdue University*

Rice University

Rochester Institute of Technology*

Rose-Hulman Institute of Technology

Samford University

Savannah College of Art & Design

Seton Hall University

Smith College*

Spelman College

Saint Louis University*

Saint Norbert College

Stanford University*

SUNY

Syracuse University

The College of Wooster

George Washington University*

The Ohio State University

Transylvania University*

Tulane University

University of California, Berkeley

University of Alabama

University of Boulder

University of California, Los Angeles

University of California, San Diego

University of Chicago*

University of Dayton

University of Delaware

University of Evansville*

University of Indianapolis

University of Kentucky

University of Louisville

University of Michigan

University of Missouri Kansas City

University of North Carolina- Chapel Hill

University of North Carolina- Wilmington

University of Notre Dame

University of Pittsburgh

University of San Diego

University of Southern Indiana*

University of Vermont

University of Virginia

University of Washington*

University of Wisconsin- Madison

Valparaiso University

Vanderbilt University

Vassar College

Vincennes University

Virginia Poly Technic Institute & State University

Wake Forest University*

Wartburg College

Washington University in St. Louis

Webster University

Western Kentucky University*

Wofford College

Xavier University

Yale University*

**denotes selection*



HIVE

The mission of the Signature School is to meet the needs of self-motivated learners in a progressive environment driven by global concerns. We emphasize rigor and excellence in academics, the arts, integrated technologies, and community service.