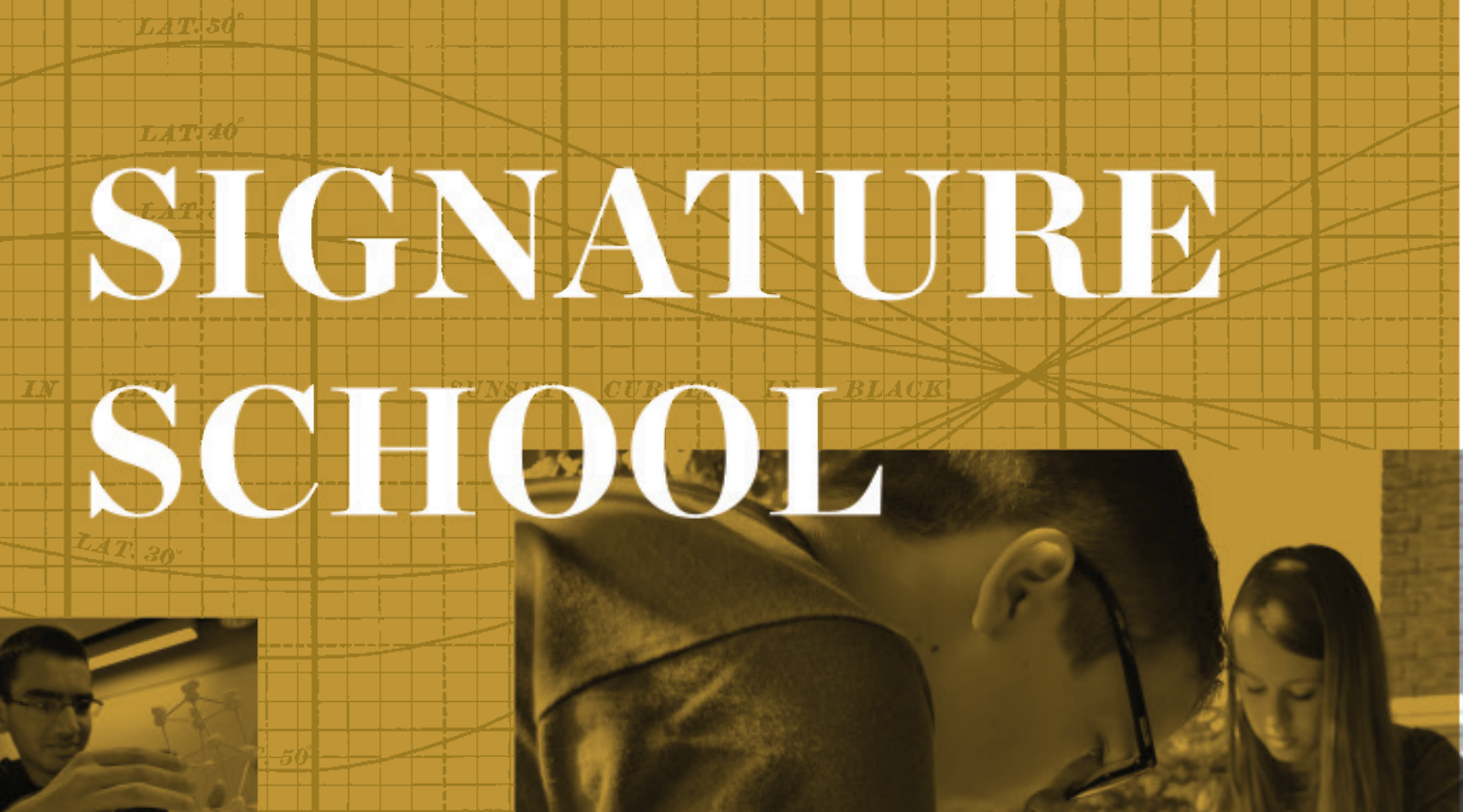




CHART OF THE SUN AND SUNSET.

JUNE JULY AUGUST SEPTEMBER OCTOBER NOVEMBER



SIGNATURE SCHOOL



set at every point by its
Times are now kept only
th, 90th, 105th, 120th. On
or Sunset, into the time of
utes for each degree it l
ree to his westward. Ex
January 31st the Sun sets at
times: Ans. For 75th Meridian (add 28 min.) 6
32 min.) 5-05.

PANEL 3. AGE OF MOON FROM 1700 TO

the Moon on January 1st is called the Epact for
ven below in red under each year and opposite p

01	02	03	04	05	06	07	08	09	10	11
20	21	22	23	24	25	26	27	28	29	30
39	40	41	42	43	44	45	46	47	48	49
58	59	60	61	62	63	64	65	66	67	68
77	78	79	80	81	82	83	84	85	86	87
96	97	98	99							

EPACTS.

20	1	12	23	4	15	26	7	18	0	11
15	26	7	18	0	11	22	3	14	25	6
10	21	2	13	24	5	16	27	8	19	0

The Epact of 1700 is 9, of 1801 is 13, of 1902 is 21, of
ary 1st, to get age on first of succeeding months of
except the short month February. Thus: If age
March 1st it will still be but 10. April 1st it will be 11
% days old the Moon changes. So whenever the
e count begin again at 0. Example 2: Get age of M
Add 10 for months elapsed to December 1st (omit
, December 1st, as 5. Add 30 for days elapsed since
December 31 is 5. Proof appears in the Epact or age for January 1, 1811, being 0.

ESTABLISHMENTS OF PRIN		EST.	EST.
Portland		11.06	
Boston		11.21	
Sandy Hook		7.30	
Governor's I.		8.04	
Philadelphia		1.15	
	Charleston		7.20
	Pensaco		

MOMENTS

As this school year comes to a close, students and the staff alike reflect on a year's worth of moments. Some were shared, like Indiana's First Lady Karen Pence's visit to the school, as well as multiple English papers and science labs (below); others were unique to each individual. Regardless, by sharing each day's experiences, all created their own stories that would be incomplete without every single **moment**.



October 2014

It is with immense pride and enthusiasm that I submit the 2013-2014 Signature School Annual Report to our sponsor, the Evansville Vanderburgh School Corporation, and the entire Signature community. This Annual Report also provides a concrete recognition of gratitude to our faculty and staff, our students and their families, and our members of the School Board and the School Foundation Board for their tremendous support, unfaltering commitment, and continued generosity that have made all the difference in Signature's continuing success.

This year's Annual Report theme is "Moments." There are many stand-out moments from 2013-2014: the naming of ten seniors as National Merit Semifinalists, the nomination of Signature to be a National Blue Ribbon School, and the surprise recognitions of two faculty members as Teachers of the Year. We also welcomed the return of Main Street Attraction on a fall evening outside our downtown campus, and we saluted World War II veteran, Mr. Arlin McRae, in the Victory Theatre as he spoke to commemorate Veterans Day. On a daily basis, we celebrate the many "aha" moments that occur at Signature: those unforgettable, illuminating moments of learning, when the world proves somehow just slightly different from what you've thought before.

The accomplishments enumerated in this Annual Report are the result of the dedication of many individuals. I feel tremendous pride for all of the members of the Signature team of faculty and staff, and I thank them for their tireless commitment to ensuring that these "aha" moments are a regular part of what they do. The teachers and staff wholeheartedly embrace the mission of Signature School and regularly demonstrate their passion for education and their belief that every student has the capacity to succeed.

I encourage you to critically read this 2013-2014 Annual Report and to provide comments or suggestions as we endeavor to provide the best education possible for the students who choose to attend Signature School. Signature is stronger than ever, and we are excited to move forward with another year of extraordinary moments.

Again, I thank all who have helped to make Signature such an outstanding school.

Sincerely,

Jean Hitchcock
Executive Director



TABLE OF CONTENTS

Signature at a Glance 3

Educational Design 4

Results in External Assessment 5

 External Assessment: ISTEP+ 5

 External Assessment: SAT and ACT 5

 External Assessment: Advanced Placement (AP) 6

 Comparative Assessment AP/IB 10

 External Assessment: International Baccalaureate Programme (IB) 11

Student Profile 16

Student Recognition 18

Faculty Recognition 19

School Recognition 20

Revenue and Expenditures 21

Signature School Board and Signature School Foundation Board 21

Faculty and Staff 22

History 23

Development Report 24

College Acceptances 25

Signature School does not discriminate against any individual on the basis of race, color, religion, gender, sexual orientation, veteran status, national origin, age, disability or limited English proficiency in its programs, or employment policies as required by the Indiana Civil Rights Laws (I.C. 2-9-1), Title IV and VI (Civil Rights Act of 1964), the Equal Pay Act of 1973, Title IX (Educational Amendments), and Section 504 (Rehabilitation Act of 1973).

SIGNATURE AT A GLANCE

RESULTS

Signature Awards/Recognitions

Ranked #6 Nationwide, #1 in the Midwest by *The Washington Post* (2014)

Ranked #21 Nationwide, #4 Charter in the Country, #1 in Indiana by *US News & World Report* (2014)

Ranked #12 Nationwide, #4 Charter in the Country, #1 in the Midwest by *Newsweek's The Daily Beast* (2013)

Four Star Award 2013

Named an "A" school by the Indiana Department of Education

Ranked first in Indiana for AP Access and Success - 95% of the 2013 graduating class passed at least one AP exam while in high school

SCHOLARSHIP

End of Course Assessments:

(95%) Algebra I | **(100%)** English 10 | **(95%)** Biology I

Participation in advanced classes:

100% of students are enrolled in advanced college preparatory classes

International Baccalaureate Diploma Programme

- 413 exams administered (excludes TOK & Extended Essay)
- 63 diploma candidates
- 60 diploma recipients (95%)
- 39 registered anticipated candidates
- 11 registered certificate candidates

Participation in Advanced Placement

- Number of AP exams administered: **739** (2011-524, 2012-593, 2013-667)
- Number of students taking AP exams: **307** (2011-198, 2012-215, 2013-296)
- **73%** scored **3 or above** on AP exams (9th-67%, 10th-75%, 11th-69%, 12th-83%)

SCHOLARS

Opening enrollment: 332 students

Number of teachers: 23 full-time and 5 part-time

Average class size: 20

Participation in the community: 11,602 service hours

Average daily attendance rate: 97.1%

2014 Graduation rate: 100%

(Net worth of 2014 grants & scholarships: \$16.3 million)

Academic Honors Diplomas granted: 95%

Nine National Merit Finalists: Ahmad Allaw, Alex Brizius, Bowman Clark, Matthew Davis, Jay Erkillia, Alexandra Hitchcock, Derek Kuhnert, Drew Samuels, and Sachin Seetharamaiah

SAT

	Signature Seniors	Indiana	National
Critical Reading	629	497	497
Math	629	500	513
Writing	619	477	487
Composite (Math/Reading)	1258	997	1010

Data in this report reflect the average scores of high school graduates in the year 2014. For students who tested more than once, their best score is included in this average.

EDUCATIONAL DESIGN

CURRICULUM

International Baccalaureate Diploma Programme (IB)

The IB Diploma Programme is a challenging two-year program of study offered to juniors and seniors. The curriculum consists of choices from six subject groups, and at its core are requirements for an extended essay, Theory Of Knowledge coursework, and CAS (creativity, action, and service). At the end of the Programme, students take written examinations which are marked by external IB examiners. The diploma is awarded to students who earn at least 24 points.

Advanced Placement

The Advanced Placement program offers students college-level credit and advanced standing at most of the nation's colleges and universities. At the end of the course, students take an exam which is scored on a 5-point scale. A student may earn college credit with a score of 3 or above.

Indiana Academic Honors Diploma

The State of Indiana awards an Honors Diploma designation to students who have earned 47 credits, who have a GPA of 3.0 or higher and who have received no grade below a "C" in required courses. Specific English, social studies, math, and science courses are required. Additional world language and fine arts courses must be completed.

Signature Requirements

In addition to the requirements of the Academic Honors Diploma, Signature School requirements for graduation include Global Awareness, Multicultural America, four years of world languages, and 100 hours of community service.

PROGRAM OF STUDIES 2013-2014

Curriculum Area	Grade 9	Grade 10	Grade 11	Grade 12
Group 1: English	English 9-H	AP Language & Composition	IB HL English 1 (AP Lit)	IB HL English 2
Group 2: Second Language	French-H 1 or 2	French-H 2 or 3	French-H 3 or 4	IB French SL or AP French
	German-H 1 or 2	German-H 2 or 3	German-H 3 or 4	IB German SL or AP German
	Spanish-H 1 or 2	Spanish-H 2 or 3	Spanish-H 3 or 4	IB Spanish SL or AP Spanish
Group 3: Individuals & Societies	AP US History	AP World History	IB Psychology SL (2 sem)	
			IB History HLI (AP Euro History)	IB History HL2/SL
Group 4: Experimental Sciences	Biology-H	Chemistry-H	IB Biology HLI (AP Biology 1)	IB Biology HL2 (AP Biology 2)
			AP Chemistry	IB Chemistry SL
			AP Env Sci	IB Env Sys and Soc
	Physics-H (2 sem)		IB Physics SL	
Group 5: Mathematics	Algebra 1-H	Geometry-H	Algebra 2 w/Trig-H	IB Math SL
				AP Calculus BC
	Geometry-H	Algebra 2 w/Trig-H	IB Math Studies	IB Math SL
			IB Math SL	AP Calculus BC
IB Math HLI (AP Calculus BC)			IB Math HL	
Group 6: Arts or Elective	Fine Arts Connections	Music Elective*	AP Music Theory	IB Music HL
				IB Music SL
		Visual Art 1 or 2	AP Art 2D	IB Art SL
		AP Art Drawing		
	Dance	IB Dance SL/HL	IB Dance SL/HL	
Other Grad Requirements	P.E. (2 sem)	Health (1 sem)	AP U.S. Government (1 sem)	
		Multi-Cultural America (1 sem)	AP Microeconomics or AP Macroeconomics	
*Other Electives	Instrumental Music, Yearbook, Piano Lab, Signature Singers, Psychology			

RESULTS IN EXTERNAL ASSESSMENT

STATE

Indiana Statewide Testing for Educational Progress-Plus (ISTEP+)

The purpose of the Indiana Statewide Testing for Educational Proficiency Progress-Plus (ISTEP+) program is to measure student achievement. In particular, ISTEP+ reports student achievement levels according to the Indiana Academic Standards that were adopted by the Indiana State Board of Education. The ISTEP+ End of Course Assessments (ECA) are criterion-referenced assessments developed specifically for students completing their instruction in Algebra I, Biology I, or English 10.

2013-2014 ISTEP+ECA Results

Subject	Testing Period	# Tested	# Passing	% Passing
Algebra I	Winter	2	2	100%
	Spring	22	21	95%
English 10	Winter	3	3	100%
	Spring	81	81	100%
Biology I	Spring	86	82	95%

NATIONAL

SAT

Test Category	Signature Seniors	Indiana*	National
Critical Reading	629	497	497
Math	629	500	513
Writing	619	477	487
Composite	1258	997	1010

* Uses 2013 data, the latest available and reflects average scores.

ACT

Test Category	Signature Seniors (65 Tested)	Indiana	National
English	29.7	21.1	20.3
Mathematics	27.7	21.9	20.9
Reading Comp.	29.2	22.3	21.3
Science Reasoning	28.2	21.6	20.8
Composite	28.8	21.9	21.0

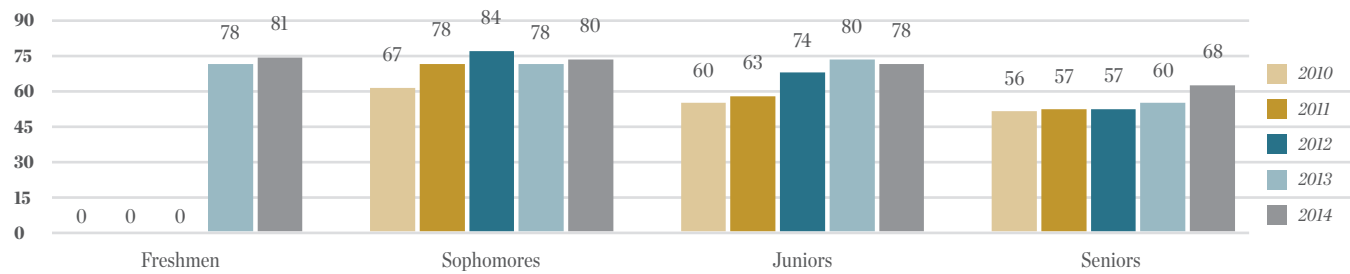


Sophomores create puppets for a performance of *Much Ado About Nothing*.

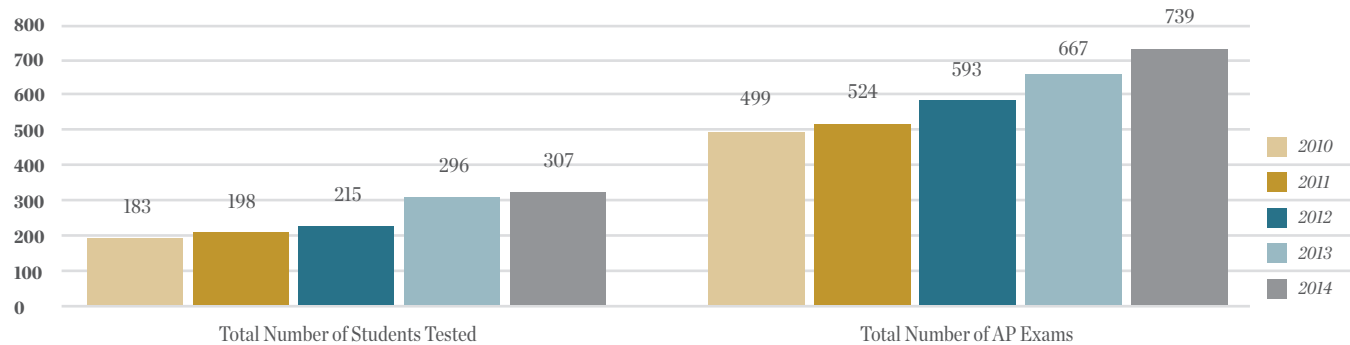
2014 ADVANCED PLACEMENT EXAM RESULTS SUMMARY FOR SIGNATURE SCHOOL

In May 2014, 307 Signature students sat for 739 Advanced Placement exams. The following charts summarize the growth of participation since 2010. During this time, Signature's IB Diploma program also has expanded and, as a result of increased participation in high quality external assessment, Signature consistently ranks in the top 10 public high schools in lists published by *Newsweek* and *The Washington Post*.

Number of AP Students by Grade Level

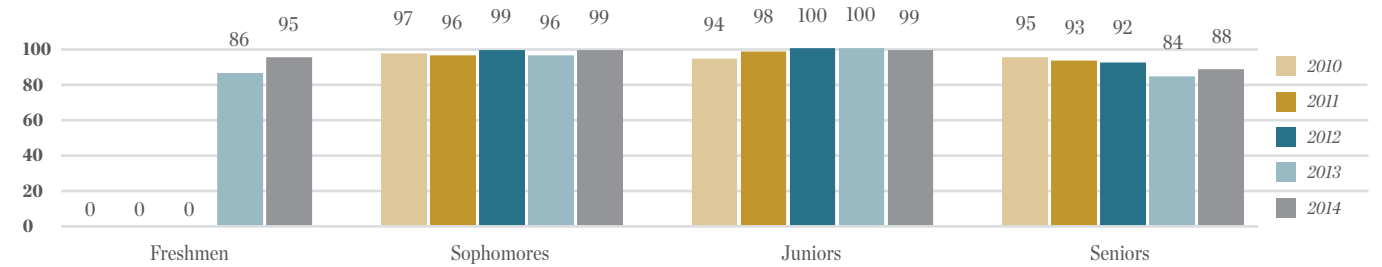


Total Number of AP Students and Exams



In 2014, a record 95% of Signature students took at least one AP exam. The chart below displays AP participation by grade level.

Percent of AP Participation



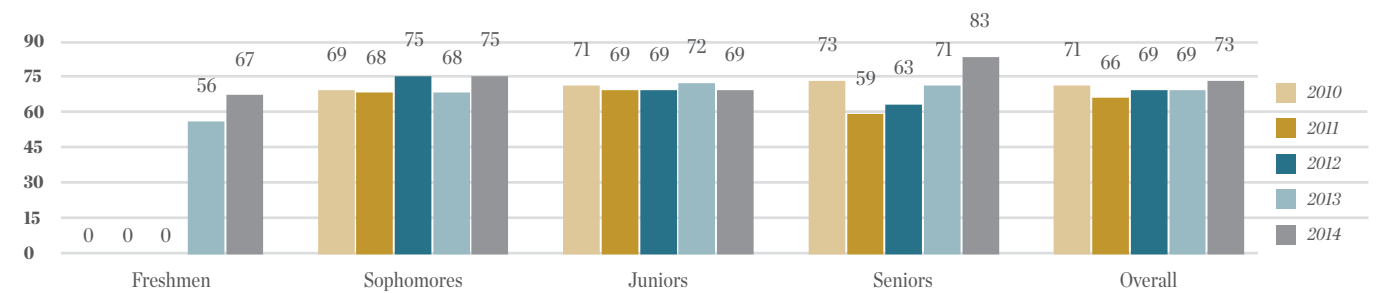
The decline in AP participation at the senior year deserves explanation. Of the nine seniors not participating in AP testing, eight had passed at least one AP exam prior to their senior year. Eight of the nine were IB Diploma candidates, and the remaining senior was an IB certificate candidate. Thus, 100% of Signature seniors participated in either AP or IB testing during their senior year.

Each AP exam grade is a weighted combination of the student's score on the multiple-choice section and on the free-response section of the exam. The final grade is reported on a 5-point scale:

(5) extremely well qualified | **(4)** well qualified | **(3)** qualified | **(2)** possibly qualified | **(1)** no recommendation

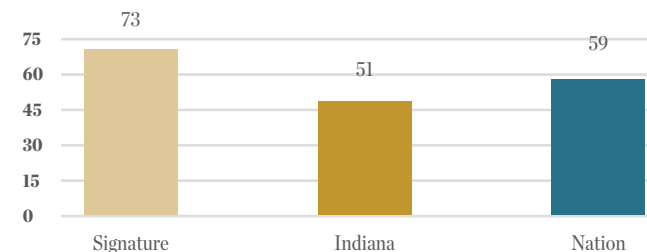
The following chart depicts the percentage of AP exams scoring a 3 or higher by class and by year.

Percent of AP Exams Scoring 3 or Greater



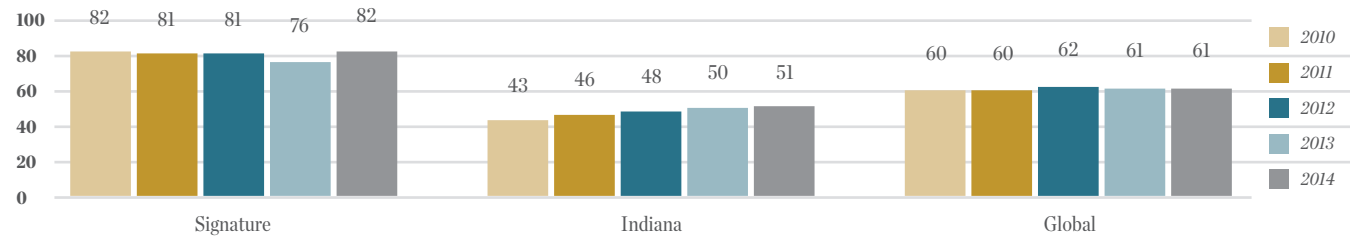
Signature students, in many instances, fared better on their exams than did their peers in Indiana and in the nation. The chart below compares Signature School's 2013 overall pass rate with state and national pass rates from 2012, the latest available data.

Percent of AP Scores 3 or Higher



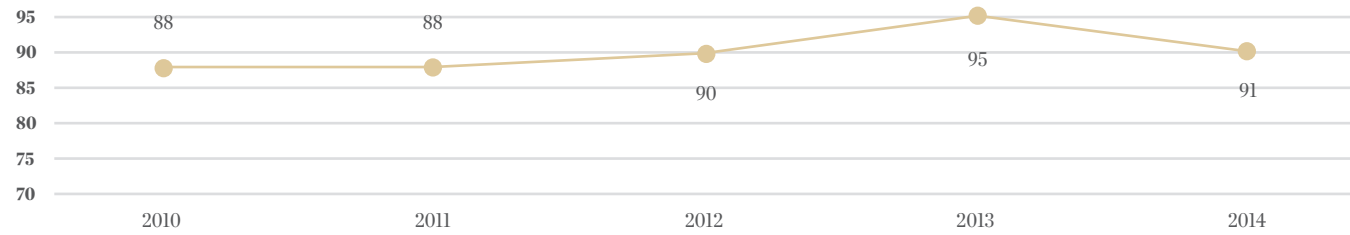
Understanding Signature student performance also is enhanced by comparing the rate at which individual students earn a 3 or better. The chart below gives a five-year comparison of the percent of Signature, Indiana, and global AP students scoring a 3 or above on at least one exam in the given year.

Percent of Total AP Students with 3+



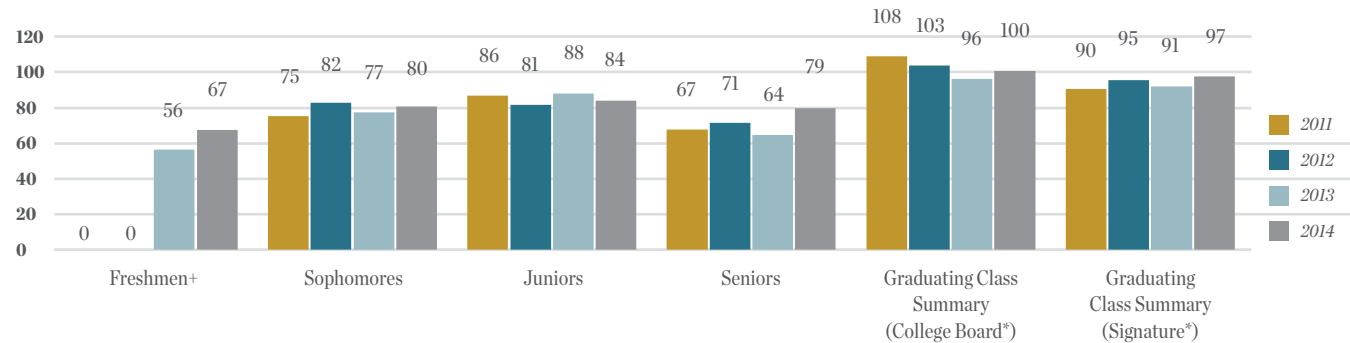
In June 2010, Indiana announced a new metric, “Access and Success,” for evaluating high school performance. The metric is based on AP’s Equity and Excellence Graduating Class Summary score, defined as the percentage of seniors who have scored a 3 or higher on at least one AP exam taken at any time during their high school career. Signature ranked first in the state with its 2009 Access and Success score of 75.5% and maintained this rank through 2013 when Indiana stopped publishing statewide results. The following graph shows Signature’s Access and Success scores from 2010 to 2014.

Signature’s Access and Success Score



The chart below gives Signature’s 2014 Equity and Excellence Graduating Class Summary score as well as the Equity and Excellence scores, defined as the percentage of students in each class passing at least one AP exam that year. The last bar on the right shows Signature’s likely Access and Success score for 2015, based on results from the 2014 AP session. Data from 2011 and 2012 provide a basis for comparison.

Equity and Excellence

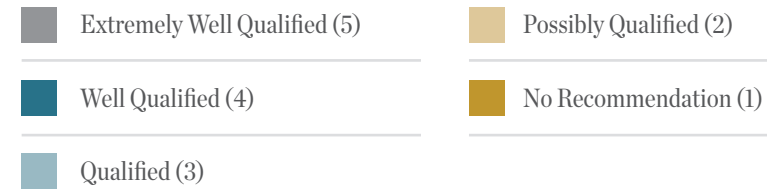


+ The College Board does not provide an Equity and Excellence score for freshmen.

* The College Board projects its Graduating Class Summary score while Signature School provides a count, the method used by Indiana to determine its Access and Success score.

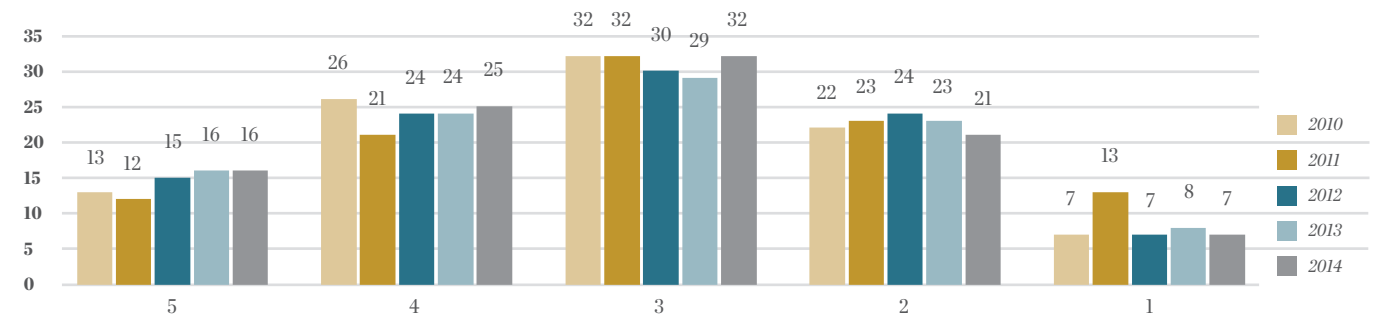
The pie chart shows the distribution of scores for the 2014 testing session.

Distribution of Signature School 2014 AP Scores



The chart of AP score distributions since 2010 is provided so that the 2014 grade distribution may be seen in its historical context.

Percent Distribution of AP Scores



IB Dance students rehearse their routines in The Victory Studio Theatre during class.

COMPARATIVE ASSESSMENT AP/IB

The table below gives a more detailed analysis of Signature student performance as compared to that of students across Indiana and around the world. The table provides the score distribution for each exam and also shows the percentage of Signature students enrolled in AP or IB classes who participate in these external assessments.

Exam/Course	# Enrolled	# AP Tests	% Tested AP	# IB Tests	% Tested IB	% Not Tested	AP Score					Comparison			
							5	4	3	2	1	2014 Mean	2013 Mean	IN Mean	Global Mean
Biology/IB Bio HL2	62	53	85	60	97	0	6	26	15	6	0	3.60	3.40	2.70	2.91
Calc AB/IB Math HL1	20	20	100	NA	NA	0	3	7	3	4	3	3.15	2.50	2.48	2.94
Calculus BC/IB Math HL1	39	39	100	NA	NA	0	16	10	8	3	2	3.90	3.65	3.73	3.81
Chemistry/IB Chem SL1	32	32 (*33)	100	NA	NA	0	4	5	8	11	5	2.76	3.24	2.29	2.68
Eng Lit: combined	77	74 (*76)	96	NA	NA	4	7	18	22	28	1	3.03	3.24	2.64	2.76
Eng Lit: Kanetkar	77	74	96	NA	NA	4	7	17	21	28	1	3.01	NA	2.64	2.76
Eng Lit: Gregg (not a class)	NA	2	NA	NA	NA	NA	0	1	1	0	0	3.50	NA	2.64	2.76
Eng Lang: combined	81	79 (*84)	98	NA	NA	3	13	16	30	23	1	2.95	3.21	2.71	2.79
Eng Lang: Atkinson	64	63	98	NA	NA	2	6	14	21	17	5	2.98	3.21	2.71	2.79
Eng Lang: Kanetkar	17	16 (*19)	94	NA	NA	6	0	2	12	5	0	2.84	NA	2.71	2.79
Eng Lang: Gregg (not a class)	NA	2	NA	NA	NA	NA	0	1	0	1	0	3.00	NA	2.71	2.79
Env Sci	31	31	100	NA	NA	0	9	15	3	2	2	3.87	3.90	2.35	2.60
Eur Hist/IB Hist HL1	26	25	96	NA	NA	4	2	5	10	2	6	2.80	3.05	2.79	2.65
US Gov	76	73	96	NA	NA	4	8	6	25	28	6	2.75	2.89	2.48	2.62
Macroeconomics: combined	46	45	98	NA	NA	2	10	16	12	5	2	3.60	NA	2.89	2.88
Macroeconomics: traditional	33	32	97	NA	NA	3	7	13	8	4	0	3.72	3.52	2.89	2.88
Macroeconomics: online	13	13	100	NA	NA	0	3	3	4	1	2	3.31	NA	2.89	2.88
Microeconomics: combined	56	51	91	NA	NA	9	11	17	13	5	5	3.47	NA	2.73	3.07
Microeconomics: traditional	40	38	95	NA	NA	5	10	13	10	2	3	3.66	3.82	2.73	3.07
Microeconomics: online	16	13	81	NA	NA	19	1	4	3	3	2	2.92	NA	2.73	3.07
Music Theory	6	6	100	NA	NA	0	2	0	4	0	0	3.67	3.00	2.93	3.06
Physics B/IB Physics SL	17	11	65	17	100	0	4	1	6	0	0	3.82	4.00	2.53	2.88
French Lang/IB French SL	16	5	31	15	94	6	2	1	2	0	0	4.00	NA	3.27	3.34
German Lang/IB German SL	10	2	20	9	90	10	1	0	1	0	0	4.00	5.00	3.06	3.33
Spanish Lang/IB Spanish SL	44	8 (*10)	20	41	93	7	2	1	5	2	0	3.30	3.17	3.24	3.71
Studio Art-2D Design/IB Art SL1	6	5	83	NA	NA	17	1	0	2	2	0	3.00	2.35	3.23	3.32
World History	83	80	96	NA	NA	4	9	23	34	13	1	3.33	2.91	2.60	2.66
US History	91	88 (*89)	97	NA	NA	3	12	21	26	20	10	3.06	2.99	2.44	2.77
Computer Science	0	*1	NA	NA	NA	NA	0	0	1	0	0	3.00	NA	2.53	2.96
No AP/IB English HL: combined	77	NA	NA	70	91	9									
No AP/IB English HL: Gregg	42	NA	NA	41	98	2									
No AP/IB English HL: Scharf	35	NA	NA	29	83	17									
No AP/IB History HL2 & SL	67	NA	NA	57	85	15									
No AP/IB Psychology	29	NA	NA	29	100	0									
No AP/IB Env Systems & Societies	11	NA	NA	11	100	0									
No AP/IB Chemistry SL2	16	NA	NA	16	100	0									
No AP/IB Math Studies SL	22	NA	NA	18	82	18									
No AP/IB Math SL	26	NA	NA	26	100	0									
No AP/IB Math HL	20	NA	NA	20	100	0									
No AP/IB Music HL2 & SL2	10	NA	NA	9	90	10									
No AP/IB Art SL2	13	NA	NA	11	85	15									
No AP/IB Dance HL & SL	8	NA	NA	4	50	50									

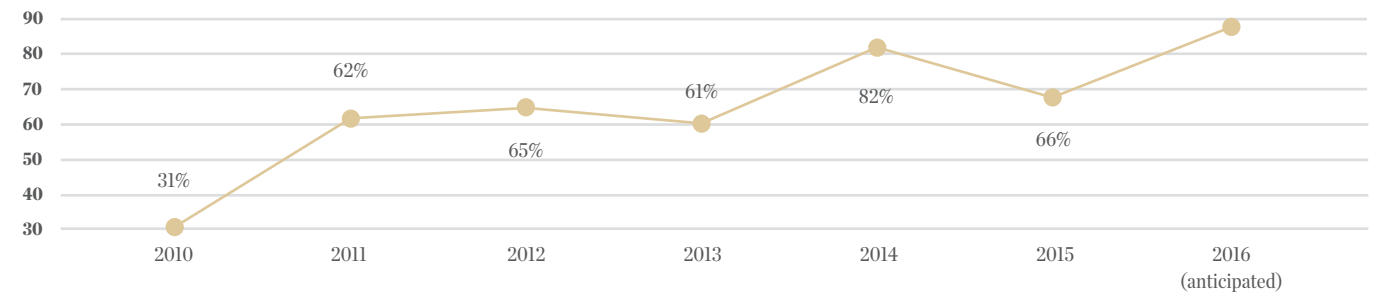
See the IB information following.

* Some students take exams for courses in which they are not currently enrolled. The larger number is calculated in reporting results, but it is not used in determining AP participation percentage for a particular course.

SUMMARY OF RESULTS FROM THE INTERNATIONAL BACCALAUREATE SESSION IN MAY 2014 FOR SIGNATURE SCHOOL

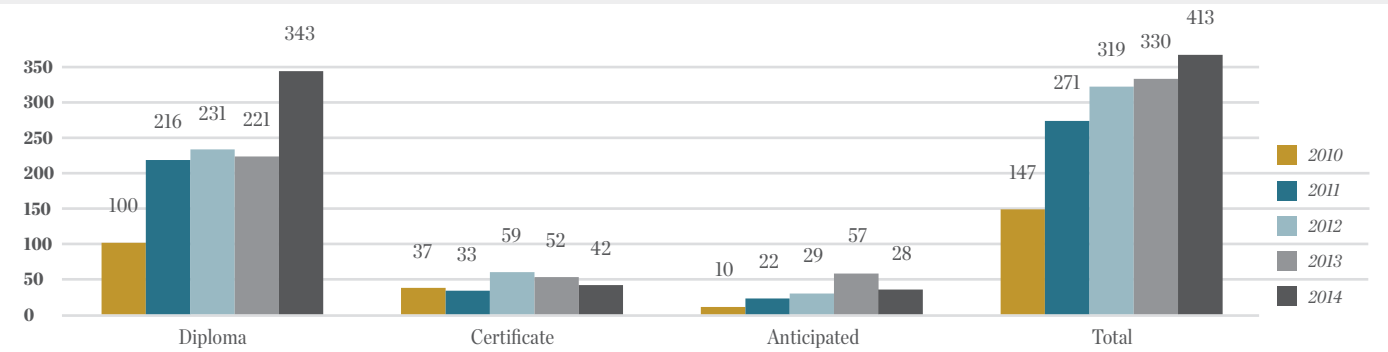
The IB Diploma program continues to expand along with the AP program. The chart below tracks the percentage of seniors participating as IB diploma candidates.

Percentage of Senior IB Diploma Candidates



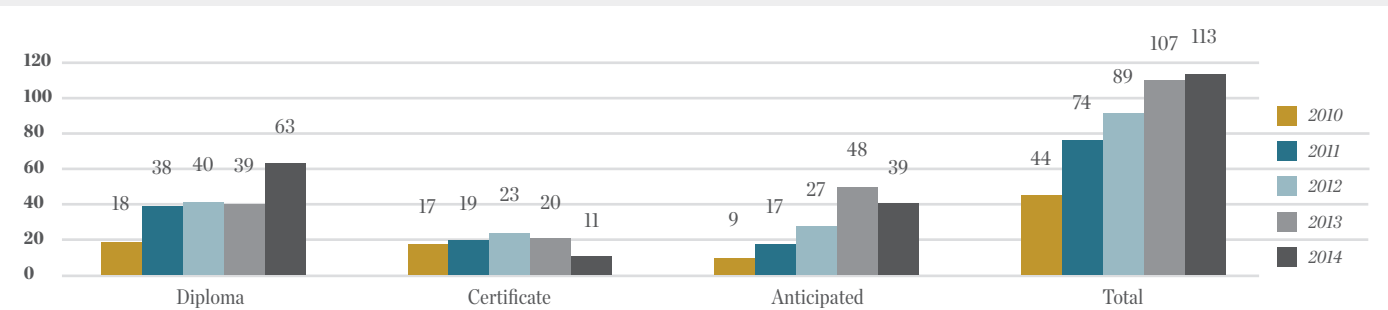
Participation in the IB program is not limited to diploma candidates. Seniors and juniors may take IB exams as certificate candidates, and juniors may also take IB exams as anticipated candidates (students who intend to complete the IB Diploma requirements as seniors). The chart below shows the number of exams taken by students at all three levels of IB program participation: diploma, certificate, and anticipated. These numbers do not reflect diploma candidate registrations in Theory of Knowledge or Extended Essay.

Number of IB Exams Taken



To facilitate understanding the level of student participation in the IB program, the following chart depicts the overall increasing number of students involved.

Number of Participants in IB Testing



IB Diplomas are awarded based on a student's performance in six subject-area external and internal assessments and satisfactory completion of a 4000 word extended essay (EE), a Theory of Knowledge (TOK) course, and 150 hours of Creativity, Action, Service (CAS). The following table shows Signature's IB Diploma award rate as well as the 2013 worldwide rate, provided to give a basis of comparison.

	Diploma Candidates	Diplomas Awarded	Diploma Award Rate
Signature School 2008	13	10	77%
Signature School 2009	12	10	83%
Signature School 2010	18	13	72%
Signature School 2011	38	31	82%
Signature School 2012	40	25	63%
Signature School 2013	39	36	92%
Signature School 2014	63	60	95%
Worldwide: May, 2013	61,519	48,637	79%

The highest grade a student can achieve in any subject area is a seven. Diploma candidates take six exams for a total possible 42 points. Three more points may be awarded according to a matrix composed of the Theory of Knowledge (TOK) and Extended Essay (EE) components. Diploma recipients are students who perform satisfactorily across all subject areas, complete the CAS requirements, and achieve at least 24 points.

TOK and the extended essay are assessed as follows:

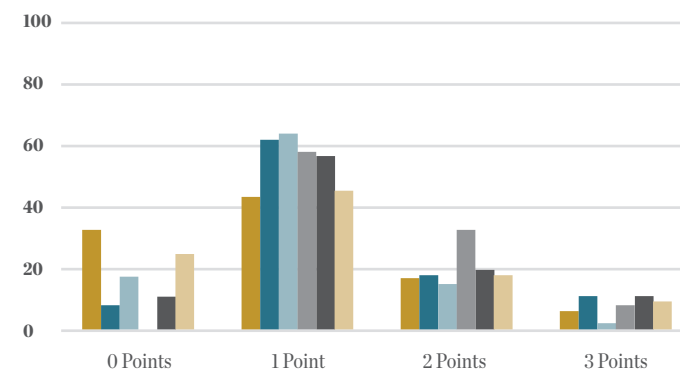
A - Excellent | B - Good | C - Satisfactory | D - Mediocre | E - Elementary | F - Failing Condition

These grades combine according to the matrix at the right to give students a possible maximum of 3 additional points. Students who do not submit an EE or who do not fulfill TOK requirements and students who receive an F in both may not receive a diploma. Students receiving an F in just one of the two components will not receive a diploma unless they also score a total of 28 points.

		Theory of Knowledge					Extended Essay
		A	B	C	D	E	
A		3	3	2	2	1+F	
B		3	2	1	1	F	
C		2	1	1	0	F	
D		2	1	0	0	F	
E		1+F	F	F	F	F	

The chart below compares Signature's bonus point distribution over the last five years with the worldwide point distribution in May 2013, the latest available data.

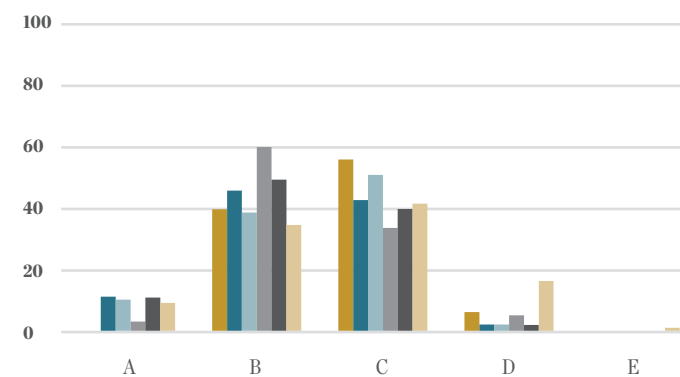
Distribution of Bonus Points



	0 Points	1 Point	2 Points	3 Points
Sig. 2010	33%	44%	17%	6%
Sig. 2011	8%	63%	18%	11%
Sig. 2012	18%	65%	15%	2%
Sig. 2013	0%	59%	33%	8%
Sig. 2014	10%	57%	21%	13%
World 2013	26%	46%	17%	10%

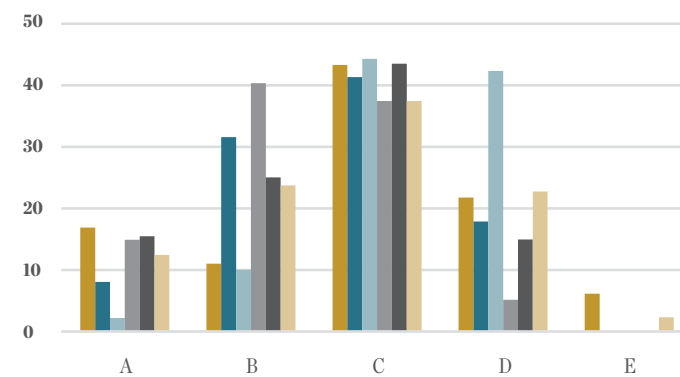
The following two charts show the grade distribution for TOK and EE over the last five years compared to the worldwide point distributions of these subjects in May 2013, the latest available data. Note that rounding error may lead to percentages less than or greater than 100.

TOK Grade Distribution



	A	B	C	D	E
Sig. 2010	0%	39%	55%	6%	0%
Sig. 2011	11%	45%	42%	12%	0%
Sig. 2012	10%	38%	50%	2%	0%
Sig. 2013	3%	59%	33%	5%	0%
Sig. 2014	11%	48%	40%	2%	0%
World 2013	8%	31%	43%	17%	1%

Extended Essay Grade Distribution



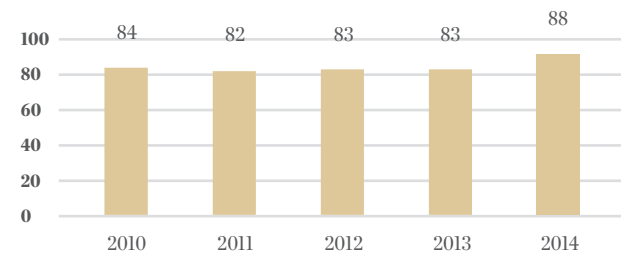
	A	B	C	D	E
Sig. 2010	17%	11%	44%	22%	6%
Sig. 2011	8%	32%	42%	18%	0%
Sig. 2012	2%	10%	45%	43%	0%
Sig. 2013	15%	41%	38%	5%	0%
Sig. 2014	16%	25%	44%	14%	0%
World 2013	13%	24%	38%	22%	2%

The following table shows the breakdown of scores Signature students earned during the May 2014 IB testing session. The table on the next page gives a description of each score value as well as a graphical display of the comparison of mean scores.

Subject	Candidates	Score								Signature Mean 2014	Signature Mean 2013
		7	6	5	4	3	2	1	N		
English A HL: combined	70	0	31	31	8	0	0	0	0	5.33	5.42
English A HL: Gregg	41	0	23	13	5	0	0	0	0	5.44	5.42
English A HL: Scharf	29	0	8	18	3	0	0	0	0	5.17	5.42
French B SL	15	1	5	4	3	2	0	0	0	5.00	4.45
German B SL	9	0	1	7	1	0	0	0	0	5.00	5.00
Spanish B SL	41	5	18	17	1	0	0	0	0	5.66	5.04
History Eur/ME HL	42	0	1	9	22	9	1	0	0	4.00	4.17
History SL	15	0	1	3	9	1	0	0	0	4.29	4.44
Psychology SL	29	3	5	17	3	0	1	0	0	5.17	5.51
Env Sys & Soc SL	11	4	3	4	0	0	0	0	0	6.00	5.39
Biology HL	60	1	8	25	21	5	5	0	0	4.65	3.75
Chemistry SL	16	1	2	3	5	4	1	0	0	4.25	4.58
Physics SL	17	2	6	2	5	2	0	0	0	5.06	-
Math HL	20	1	3	5	5	1	0	0	0	4.35	4.73
Math SL	26	0	1	2	9	13	1	0	0	3.58	3.50
Math Studies SL	18	1	8	5	4	0	0	0	0	5.33	4.93
Music HL	9	0	0	4	4	1	0	0	0	4.33	3.67
Dance HL	2	0	1	1	0	0	0	0	0	5.50	5.50
Dance SL	2	0	0	1	1	0	0	0	0	4.50	3.50
Visual Art SL-A	11	1	7	3	2	0	0	0	0	5.82	4.00

Percentage of Exams Scoring 4 or Higher

The chart to the right shows the percentage of exams scoring a 4 or higher from 2010 to 2014. A score of 4 on an IB exam is considered “passing” by some evaluators.

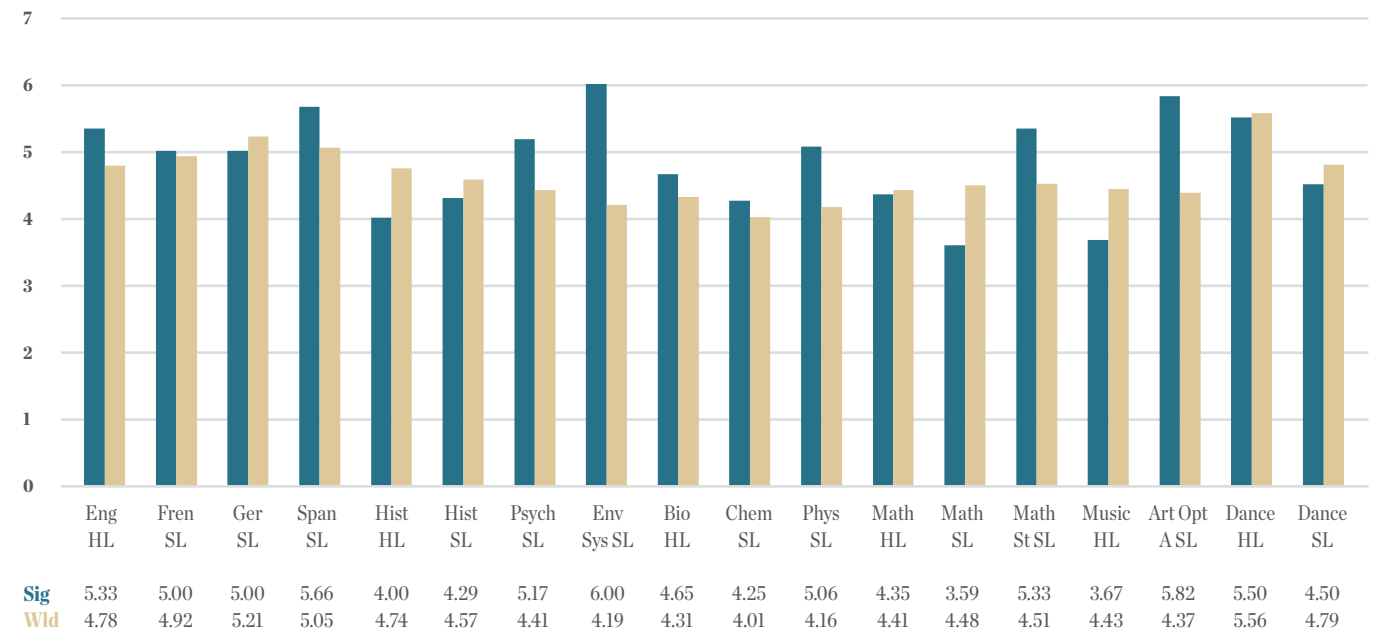


The IB exams are assessed on a 7.0 scale, delineated as follows:

7 - Excellent | 6 - Very good | 5 - Good | 4 - Satisfactory | 3 - Mediocre | 2 - Poor | 1 - Very Poor | N - No Grade

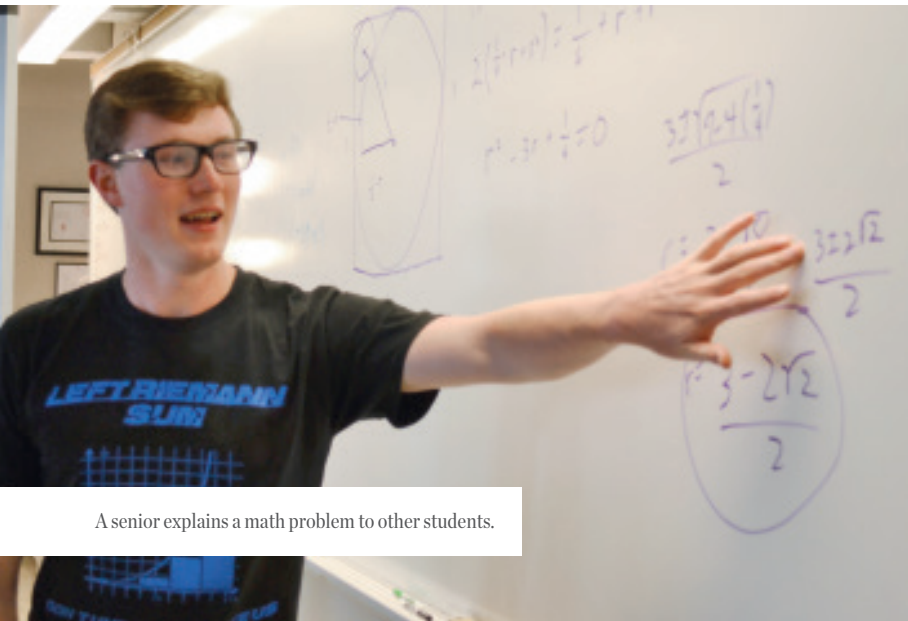
The table below provides a comparison of Signature student performance with performance world-wide in the May 2013 session. This table includes the scores of both full diploma candidates and certificate candidates.

Comparison of Mean Subject Scores



Sophomore examines her artwork.

STUDENT PROFILE



A senior explains a math problem to other students.

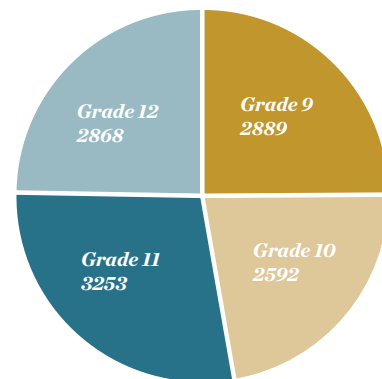
STUDENT DEMOGRAPHICS

Statistical Analysis of Student Composition

Male	42%
Female	58%
White/Non-Hispanics	75%
African American	2.5%
Asian American	15%
Hispanic	4%
Multi-racial	3.5%
Free & Reduced Texts	10.3%
Attendance Rate	97.1%
Drop Out Rate	0%
Suspensions/Expulsions	
Suspensions	2
Expulsions	0
Official Enrollment (ADM): 330 in Fall (F) / 323 in Spring (S)	
Grade 9	F/S 91/86
Grade 10	83/81
Grade 11	79/79
Grade 12	77/77

COMMUNITY SERVICE

Reflecting the Signature commitment to community service, Signature students completed 11,602 hours of community service during the school year. Each student is required to complete a total of 25 service hours for the community and/or the school totaling 100 hours of service in each of his or her four years at Signature School.



*Grade 11 hours reflect non-IB students only. Grade 12 hours include 63 IB diploma candidates' junior hours as well.

SPECIAL EDUCATION

Last year, Signature School had one student requesting Individual Educational Plans (IEP). Signature provided three students additional accommodations in the classrooms in accordance with Part 504 of the Rehabilitation Act of 1973.

Signature School abides by the Federal Individuals with Disabilities in Education Act (IDEA), the Americans with Disabilities in Education Act of 1990, Part 504 of the Rehabilitation Act of 1973, and regulations implementing these mandates, including the requirements in Article 7 concerning evaluation, re-evaluation, and education of students in the least restrictive environment, and due process and reporting requirements.

MAJOR SCHOLARSHIPS ACCEPTED (CLASS OF 2014)

Arizona State University New American Scholar Presidential	\$52,000	St. Olaf College Non-major Theater Scholarship	\$24,000
Ball State University Presidential Scholarship	\$18,000	The Ohio State University National Buckeye Scholarship	\$48,000
Ball State University Presidential Scholarship	\$18,000	The Ohio State University Scarlet and Gray Grant	\$16,000
Ball State University Presidential Scholarship	\$18,000	The Ohio State University Trustees Scholarship	\$8,000
Beloit College Dean's Award	\$52,000	University of Chicago University Scholarship	\$80,000
College for Creative Studies	\$56,000	University of Chicago President's Scholarship	\$40,000
Columbia College Chicago Achievement Award	\$28,000	University of Chicago National Merit Scholarship	\$8,000
Cornell University Undergraduate Grant	\$152,536	University of Chicago National Merit Scholarship	\$8,500
Dartmouth College General Scholarship	\$225,740	University of Denver University Scholarship	\$52,000
DePaul University Dean's Scholarship	\$58,000	University of Denver Educational Grant	\$78,720
DePaul University Faculty Distinguished Scholar	\$68,000	University of Denver Ritchie School Scholarship	\$61,160
DePaul University DePaul Grant	\$65,800	University of Denver Lamont School of Music Scholarship	\$120,000
DePaul University Holton Memorial Scholarship	\$10,000	University of Evansville Aces Scholarship	\$44,000
Elon University Presidential Scholarship	\$18,000	University of Evansville President's Scholarship	\$76,000
Elon University Tuition Exchange Scholarship	\$105,392	University of Evansville Academic Scholarship	\$56,000
Georgetown University John Carroll Scholarship	\$12,000	University of Evansville Music Scholarship	\$80,000
Georgetown University GU Scholarship	\$204,040	University of Evansville Dean's Scholarship	\$68,000
Georgia Institute of Technology Scholarship for Undergrads	\$28,400	University of Evansville Music Scholarship	\$68,000
Indiana State University Creative & Performing Arts School	\$24,000	University of Evansville Dean's Scholarship	\$68,000
Indiana University Wells Scholarship	\$80,590	University of Evansville Scouting Scholarship	\$8,000
Indiana University National Merit Scholarship	\$4,000	University of Evansville President's Scholarship	\$76,000
Indiana University Cox Research Scholarship	\$97,672	University of Evansville Ridgway Scholarship	5 X \$6,000
Indiana University National Merit Scholarship	\$4,000	University of Evansville Davidson Scholarship	3 X \$6,000
Indiana University Distinguished Scholar	\$20,000	University of Southern Indiana Departmental Scholarship	\$24,000
Indiana University Provost's Scholarship	\$24,000	University of Southern Indiana B/MD full tuition	\$25,672
Indiana University Provost's Scholarship	2 X \$12,000	University of Southern Indiana Departmental Scholarship	\$12,000
Indiana University Music Herbert President Scholarship	\$12,000	University of Southern Indiana Departmental Scholarship	\$10,000
Indiana University IN Premier Young Talent Scholarship	\$38,000	University of Southern Indiana Departmental Scholarship	\$20,000
Indiana University School of Informatics Scholarship	\$4,000	University of Southern Indiana Dean's Scholarship	\$8,000
Indiana University Provost's Scholarship	3 X \$4,000	University of Southern Indiana Departmental Scholarship	\$14,000
Indiana University Veterans Affairs Scholarship	\$29,552	Vanderbilt University Grant	\$151,636
Indiana University First Year Indiana Scholars Award	\$4,000	Xavier University Dean's Award	\$68,000
Lee University Presidential Scholarship	\$16,000	Xavier University Muskie Grant	\$12,000
Miami University RedHawk Merit Scholarship	\$108,800	Xavier University Weninger Scholarship	\$16,000
Miami University RedHawk Excellence Award	\$111,120	Xavier University Presidential Scholarship	\$72,000
Purdue University Presidential Scholarship	\$16,000		
Purdue University Marquis Scholarship	\$5,404	Community Awards	
Purdue University Jack M. Champaigne Scholarship	\$11,080	Benjamin and Anna Bosse Scholarship	\$4500
Purdue University Presidential Scholarship	\$14,664	Buffalo Trace Scholarship	\$500
Purdue University Incentive Grant	\$20,000	Edward Meyer Scholarship	4 X \$1000
Purdue University Donald Marion Heath Engineering Scholarship	\$20,000	Greater Evansville IUAA	3 X \$1000
Purdue University Presidential Scholar	\$32,000	IAPP Award	\$1000
Purdue University COT Dean's Freshman Scholarship	\$8,000	Moody's Math Challenge	5 X \$200
Purdue University Presidential Scholar Award	\$16,000	National Merit Scholarship	3 X \$2500
Rose-Hulman Institute of Technology Merit Scholar	\$76,000	Northside Kiwanis Award	\$1000
Rose-Hulman Institute of Technology Grant	\$22,784	Roy and Becky J. Templin Scholarship	\$5500
Rose-Hulman Institute of Technology Merit Scholarship	\$76,000	Teamsters Local 215	\$4000
Rose-Hulman Institute of Technology Grant	\$8,452	Ted Hitch Scholarship (ETFCU)	\$5000

GRADUATE PROFILE

Total Grant & Scholarship Dollars Offered (2014)	\$16.3 million	Four-year on-time high school completion rate	100%
Total number of Signature seniors	77	Academic Honors Diplomas	73 (95%)
Class of 2014 graduation rate	100%	Core 40 Diplomas	4 (5%)

GRADUATE RECOGNITION

Signature School Outstanding Senior Award

Drew Samuels and Sachin Seetharamiah were selected by the Signature teachers to receive the Outstanding Senior Award. This is awarded to a student who has excelled academically, demonstrated leadership, performed community service, and is respected by teachers and peers.

Signature Spirit Award

Long Adams and Katie Leinenbach were selected by the Signature teachers to receive the Signature Spirit Award. This is awarded to a student who best represents the ideals of the "Signature Way."

Ted Kuhlenschmidt Service Award

Zoe Kaufman was chosen to receive this honor. This award is given to a student who has demonstrated devotion to his or her education at Signature School, has excelled in the areas of service, leadership, and involvement, and has played an important role in maintaining the character and reputation of Signature School.

Valedictorian

Ahmad Allaw, Jay Erkillia, Drew Samuels, Sachin Seetharamiah

Salutatorian

Katelyn Huff, Krithik Srithar, Emma Watson

STUDENT RECOGNITION

NATIONAL

AP Scholars

163 Signature students earned the designation of AP Scholar by the College Board in recognition of their exceptional achievement on the college-level Advanced Placement Program (AP) Exams.

National AP Scholar: Ahmad Allaw, Alex Brizius, Bowman Clark, Matthew Davis, Jay Erkill, Katherine Hitchcock, Tristan Kitch, Ryan Lindsey, Drew Samuels, Nicole Schapker, Sachin Seetharamaiah, Isaiah Seibert, Krithik Srithar, Shuchay Subramanian, Emma Watson

AP Scholar with Distinction: Long Adams, Zuha Adeel, Ahmad Allaw, Hannah Apuan, Madison Bivins, Jolie Blevins, Alex Brizius, Bowman Clark, Abigail Davis, Matthew Davis, Kyle Duggan, Jay Erkill, Kennedy Erwin, Garrett Greenfield, Kate Grudzinski, Matthew Harris, Katherine Hitchcock, John Jewell, Amani Karim, Humza Khan, Caroline Kiser, Tristan Kitch, Andrew Krawec, Katherine Leinenbach, Ryan Lindsey, Adam Lonnberg, Stephanie Luigs, Emily Miles, Eyob Moges, Jon Mundle, James O'Connor, Claire Perry, Cooper Pratt, Chloe Pritchett, Grace Pritchett, Katelyn Robinson, Madison Rogers, Julia Russo, Drew Samuels, Nicole Schapker, Sachin Seetharamaiah, Isaiah Seibert, Krithik Srithar, Shuchay Subramanian, Lauren Terry, Erin Tooley, Laura Unfried, Carina Wahlstrom, Emma Watson, Patrick Weihmann, Riley Wilhelmus, Sophia Wolfe, Kathryn Wolfinger

AP Scholar with Honor: Claire Apuan, Sarah Bell, Dean Bieber, Casey Brugh, Mary Chambliss, Meaghan Davis, Aerial De Jesus, Dominique Depriest, Abigail Gipson, Katelyn Huff, Austin McConville, Madison Milner, Jonathan Oswald, Meryem Ozel, Jessica South, Dana Tang, Andrew Wahl, Jacob Weaver, Zachary Weinzapfel

AP Scholars: Amanda Aders, Max Albicker, Tanvi Asthana, Autumn Austin, Melanie

Baker, Julia Bauer, Brendon Berberich, Cameron Cook, Mallory Creekmur, Garrett Curtis, Pascal-Louis Davey, Maria del Valle Coello, John Devine, Griffin Devoy, Jerad Diaz, Anna Dixon, Omar El-Khodary, Philip Eykamp, Olivia Gennaro, Emma Gile, Emma Goilo, Madeline Gronotte, Holden Hanson, Anna Hardy, Maria Harris, Udani Hewavitharana, Lauren Higgins, Noah Hostettler, Zoe Kaufman, Brittany Keys, Sara Keys, Anna Killebrew, Edward Kim, Anastacia Lagunzad, Bailee Lamberson, Alexa Lenn, Alex Liang, Kelly Liang, Jessa Magary, Jagger Makhecha, David McGary, Abhipri Mishra, Christopher Mitchell, Christopher Mitchem, Amira Morgan, Kristan Morgan, Claire Mumford, Grant Myer, Thomas Nunn, Bryn Owen, Hunter Pace, Nathan Pfeffer, Abigail Plump, Jacob Potter, Sarah Renahan, Karin Roberts, Taylor Robinson, Mary Seaman, Nisarg Shah, Katelyn Sheneman, Ethan Smith, Jada Stinson, Jessica Stoll, Anna Stratman, Dalton Sullivan, Sally Sung, Asher Trockman, Austin Uhr, Lauren Venturi, Ganesh Viswanathan, Abhyuday Vyas, Payne Wagner, Whitney West, Margo Wilkinson, Jessica Young, Kurt Ziliak

2014 National Merit Scholarship Competition

Nine students qualified as National Merit Finalists: Ahmad Allaw, Alex Brizius, Bowman Clark, Matthew Davis, Jay Erkill, Alexandra Hitchcock, Derek Kuhnert, Drew Samuels and Sachin Seetharamaiah.

Eight were recognized as Commended Students: Long Adams, Christian Berneking, Madison Bivins, Jolie Blevins, Amani Karim, Isaiah Seibert, Krithik Srithar and Jacob Weaver.

One student was National Merit Semifinalist: Jessica South.

Abraham Lincoln Presidential Library Foundation's 272 Words Student Essay Contest Winner

Katherine Hitchcock

Henry Clay Center for Statesmanship Student Congress Delegates

Katherine Hitchcock and Eyob Moges

Telluride Association Summer Program (TASP) Participant

Eyob Moges

U.S. Space and Rocket Center Cosmos Space Camp Essay Contest Winner

Alexandria Quinzer

Wells Scholars Program

Sachin Seetharamaiah was the recipient of the prestigious Indiana University Wells Scholarship, which provides full tuition, academic fees and living-expenses stipend for four years of study at IU Bloomington.

STATE

Vanderburgh County Lilly Award

Isaiah Seibert

Indiana Academic All-Star Student

Jay Erkill

Signature School Speech Team won Fourth in State in Division A

Jonathon Oswald and Cooper Pratt were semifinalists in Memorized Duo.

Regionals in Girls Golf

Annie Dixon and Anna Jean Stratman

LOCAL

2014 Evansville Mayor's Arts Awards, Young Artist Award

Anish Pandit

51st Annual High School Art Show

First Place in Mixed Media, Susan Ma
Third Place in Painting, Noah Hostettler
Merit Awards, Sara Keys and Susan Ma

FACULTY RECOGNITION

ADVANCED PLACEMENT

Lorena Boyle

Spanish Language and Culture, St. Louis, MO

Shannon Hughes

Reader for AP Calculus, Kansas City, MO

Sean Jensen

European History, Standish, ME

Kelly Kanetkar

English Language and Composition, Denver, CO

Joe Nelson

U.S. History, Little Rock, AR

EDUCATION

Jami Cates

Miami University Walnut Hills Institute for a Superior Liberal Arts Education, Oxford, OH

Ashley DiMarco and Beth Muehlbauer

State Board of Accounts Extracurricular Workshop, Indianapolis, IN

Jamia Dixon

PowerSchool Training, Mackinac Island, MI
Indiana Youth Institute Counselors' Workshop, Indianapolis, IN
Indiana Youth Institute's Youth Worker Café, The Development of the Teenage Brain, Indianapolis, IN

Suzanne Dodd

LRP's National Institute on Legal Issues of Education for Individuals with Disabilities, Orlando, FL

Jean Hitchcock and Jamia Dixon

Visited the Gatton Academy of Mathematics and Science, Bowling Green, KY, and Options Charter School, Carmel, IN

Shannon Hughes

Introduction to Blended and Online Learning Five-Star Academy, online

Allison Klamer

Davidson Sommerinstitut, Davidson, NC

Beth Muehlbauer

PowerSchool Training, Mackinac Island, MI

INTERNATIONAL BACCALAUREATE

Sarah Agler

Math Studies, St. Petersburg, FL

Lorena Boyle

Standard Level Language B, Houston, TX

Tracey Hayden

Standard Level Psychology, Albuquerque, NM
Higher Level Biology, Atlanta, GA

Shannon Hughes

Theory of Knowledge, online
Higher Level Mathematics, online
IB examiner, Standard Level Mathematics

Sean Jensen

Higher Level History, New York, NY

Michelle Keepes

Standard Level Mathematics, online, St. Petersburg, FL

Janet Pareja

Theory of Knowledge, Toronto, Canada

Sara Phillips-Bourass

Extended Essay, Toronto, Canada

Amy Scharf

Higher Level Language A, Atlanta, GA

INTERNATIONAL STUDIES

Sean Jensen, Stephanie Meyer

Cypress Workshop Echoes and Reflections: Multimedia Curriculum on the Holocaust, Newburgh, IN

Amy Scharf

Indiana University African-American Dance Workshop, Bloomington, IN

SCHOOL SAFETY

Clinton Bosler

Indiana School Safety Specialist Academy, Indianapolis, IN

ACADEMIC ALL-STARS TEACHER OF THE YEAR (2014)

Shannon Hughes

OUTSTANDING HIGH SCHOOL EDUCATOR OF THE YEAR FOR VANDERBURGH COUNTY

Joe Nelson

SCHOOL RECOGNITION

NATIONAL

Signature School #6 Nationwide, #1 in the Midwest by *The Washington Post* (2014)

Since 1998, *The Post's* Jay Mathews has ranked Washington-area public high schools using the Challenge Index, his measure of how effectively a school prepares its students for college. In 2011, *The Post* expanded its research to high schools across the United States. The formula for the rankings is: Divide the number of Advanced Placement, International Baccalaureate or other college-level tests a school gave in a given academic year by the number of graduating seniors. Equity & Excellence (E & E) is the percent of all seniors who had at least one passing grade on an AP or IB exam. Signature's E & E was 100%.

Signature School #21 Nationwide, #4 Charter in Country, #1 in Indiana Ranked by *US News & World Report* (2014)

Signature School Ranked #12 Nationwide, #4 Charter in the Country, #1 in the Midwest by *Newsweek's The Daily Beast* (2013)

Newsweek's The Daily Beast magazine ranked Signature School number 12 among the top 100 public high schools in the nation. Equity & Excellence (E & E) % is the portion of all graduating seniors at a school that had at least one passing grade on one AP or IB test. Signature's E & E was 100%.

STATE

Nominated for Blue Ribbon Award by the Indiana Department of Education (2014)

Signature School was nominated for the federal No Child Left Behind Blue Ribbon Schools Award. The federal program honors K-12 schools that either demonstrate academic superiority in their states or make dramatic gains in student achievement. Schools are nominated for meeting assessment criteria which include scoring in the top 10 percent on state assessments or dramatically improving student performance while having 40 percent of students from disadvantaged backgrounds. To be named a Blue Ribbon school, the nominees must meet all the requirements, submit an application to the U.S. Department of Education and make Adequate Yearly Progress, as determined by the federal No Child Left Behind Act. The U.S. Department of Education will present the Blue Ribbon awards to eligible school nationwide in the fall of 2014.

Access & Pass Rate for AP Performance (2013)

This award is based on the graduating class of 2012 taking and passing an AP exam during high school (earning a score of 3 or higher on 1-5 scale for at least one exam). Signature ranked 1st in state with a 91% pass rate.

Four Star Award 2013

The Four Star Award is a prestigious award which recognizes Signature School for having demonstrated Adequate Yearly Progress (under No Child Left Behind), having performed in the top 25% of all schools in the state in four areas: attendance rate, language arts proficiency score, mathematics proficiency score and percentage of students meeting state standards in both English/language arts and mathematics.

Adequate Yearly Progress

Signature School was designated as having made Adequate Yearly Progress under No Child Left Behind (NCLB). Under NCLB, schools must meet annual goals in the academic achievement of the overall student population. Schools are designated as having made Annual Yearly Progress (AYP) by calculating student achievement and participation rates on the Indiana Statewide Testing for Educational Progress-Plus (ISTEP+) in English/language arts and mathematics; student attendance rates for elementary and middle schools; and high school graduation rates for high schools.

A-F Accountability, Signature Receives an "A"

The State Board of Education methodology for determining school and corporation category designations (A-F grades) is based on student performance. Signature School received an "A."



Seniors work on a lab in Environmental Science.

REVENUES AND EXPENDITURES

July 1, 2013 to June 30, 2014

REVENUES

General Fund	\$2,523,517
Grants	37,684
Total	\$2,561,201

EXPENDITURES

General Fund	\$2,511,767
Grants	65,210
Total	\$2,576,977

Signature School is a public high school open to all students, and does not charge tuition. It is funded by the Indiana Department of Education for per-pupil enrollment like other Indiana public high schools except that as a charter school, Signature receives substantially less total funding than traditional public high schools.

In the 2013-2014 fiscal year, Signature School received a total of \$2,097,026 for tuition assistance from the Indiana Department of Education. Signature also receives on an annual basis several smaller, restrictive federal grants distributed by the state such as Special Education, State Connectivity, and Title II. These grants are used in various ways as directed in each grant application, including expenditures for special education consulting, internet service, and professional development. The Charter Schools Facilities Grant, originally scheduled to be funded for five years, was offered from the 2009-10 fiscal year through 2012-13, but was not available in 2013-14 due to a lack of funding; Signature School received \$138,510 from this grant in the 2012-13 fiscal year. Historically, facilities funding has been one of several types of funding for which charter schools have not received assistance, while non-charter public schools have.

The shift shown above with an increase of general fund income and expenses and decrease in grant income and expenses is due to the loss of the Charter Schools Facilities Grant which forced facilities costs to be paid through the general fund, and an increase in state tuition assistance due to a funding formula change.

BOARD OF DIRECTORS

SCHOOL

- Robert L. Koch II** President
- Edmund L. Hafer, Jr.** Vice President
- John B. Whinrey** Secretary
- Susan E. Parsons** Treasurer
- Jean Hitchcock**
- Sharon Kazee**
- Joe Nelson**
- Rick Schach**
- Brooksie Smith**
- David Wagner**

FOUNDATION

- Robert L. Koch II** President
- Edmund L. Hafer, Jr.** Vice President
- John B. Whinrey** Secretary
- Susan E. Parsons** Treasurer
- John N. Daniel, Jr.**
- Niel C. Ellerbrook**
- Rita P. Eykamp**
- Rick W. Geissinger**
- Patrick Jackson**
- Robert G. Jones**

- Ana Holland Krawec**
- Denny Quinn**
- Ronald D. Romain**
- John C. Schroeder**
- Jennifer K. Slade**
- Vicki Snyder**
- David Wagner**
- Linda White**
- Ex-officio: **David Smith**

FACULTY AND STAFF

MATH/SCIENCE

Sarah Agler, M.Ed.
Indiana Wesleyan University

Cynthia Ahmed, M.S.
University of Southern Indiana

Cameron Chrockrem, B.A.
Indiana University

Shannon Hughes, M.A.
University of Southern Indiana

Michelle Keepes, M.A.T.
Oakland City University

Tracey Hayden, M.C.L.S.
University of Maryland

Stephanie Meyer, M.S.
University of Southern Indiana

Lauren Preske, M.S.
Purdue University

Eric Reek*, M.S.
Purdue University

Shane Thread, M.A.
Oakland City University

HUMANITIES

Erin Atkinson, M.A.
Oakland City University

Lorena Boyle, B.A.
Instituto Universitario Valle Continental

Jami Cates*, M.S.
Purdue University

Theresa Doyle, M.A.
University of Evansville

Tina Grant*, M.A.
Indiana University

Julia Gregg*, M.A.
Peabody College (Vanderbilt University)
M.F.A. Murray State University

Sean Jensen, Ph.D.
Rutgers University

Kelly Kanetkar, B.A.
University of Akron

Allison Klamer, B.A.
Murray State University

Joe Nelson, B.S.
University of Southern Indiana

Janet Pareja, B.A.
Miami University

Sara Phillips-Bourass, M.A.
Ohio State University

Karla Razor, M.A.
Indiana State University
(candidate for Doctorate degree)

Amy Scharf, M.A.
Pepperdine University

Vicki Snyder*, M.A.
University of Evansville

FINE ARTS

Clinton Bosler, B.A. and B.S.
University of Southern Indiana

Rebecca Simpkins
University of Evansville

Tyler Simpson, B.S.
University of Evansville

SPECIAL EDUCATION

Suzanne Dodd*, M.A.
University of Evansville

ADMIN/SUPPORT

Jean Hitchcock, M.A.
Executive Director
Middlebury College

Jamia Dixon, M.A.
Director of Student Services
University of Evansville

Beth Muehlbauer, B.A.
Executive Assistant
University of Dayton

Jami Cates, M.S.
Executive Assistant
Purdue University

Grady Trela, B.A.
Executive Assistant
Middlebury College

Ashley DiMarco, B.A.
*Finance Director/
Technology Coordinator*
Lindsey Wilson College

Jean Denton Brubeck*, M.S.
Director of Development
University of Michigan

** Part Time*

HISTORY

Signature School, in Evansville, Indiana, the state's first charter high school, was organized in 2002 through the support and direction of the Signature Learning Center which later became the Signature School Foundation, Inc. In December 2001, Ms. Vicki Snyder, the principal, along with a group of teachers submitted a charter to the Evansville Vanderburgh School Board of Trustees (EVSC) seeking conversion status. On February 25, 2002, the EVSC approved the charter.

Signature's unique downtown location gives students an independent high school experience. It provides students with easy access to resources and expertise. The school's proximity to the Evansville Civic Center, financial and business institutions, museums, libraries and other community organizations enhances educational opportunities for students. Over the years, the school has become an integral part of the downtown community. The campus includes the Performing Arts Studio in the Victory Theatre and the Robert L. Koch II Science Center, completed in 2006.

A public high school, Signature School provides choice to students and parents in Evansville and Southwestern Indiana. Signature School's curriculum is internationally based with emphasis on fine and performing arts, science, technology, mathematics, and the liberal arts. All Signature courses are designed to comply with the Indiana Academic Standards for the appropriate grade level and discipline. External assessment is provided to all students through the Advanced Placement program and the International Baccalaureate Diploma Programme, implemented in 2006. Signature continues to revise and improve its curriculum to meet the demands of the community for a secondary educational opportunity that puts academics first.

Layout and design by Aaron Tanner of Melodic Virtue.



DEVELOPMENT REPORT

Signature School, a public charter high school, like all charter schools in Indiana, receives about 37% per cent less funding than traditional public schools in Indiana, and that disparity translates to charter schools receiving no funding for capital improvements and technology needs. In addition, all Indiana public schools have experienced a significant decrease in per pupil state funding over the last several years. Signature School is addressing those funding challenges through a variety of fund raising efforts that include a 2011 Capital Campaign, the annual Parent Campaign, an Annual Fund Campaign, an Alumni Campaign, and grant applications.

SUPPORT FROM WITHIN

PARENT CAMPAIGN

Parents contribute their time, talent, and treasure to a myriad of school events, school projects, school fundraisers, and contribute to the annual Parent Campaign.

Gifts to the 2013/2014 Parent Campaign totaled \$45,742.

SUPPORT FROM WITHOUT

ANNUAL FUND CAMPAIGN

Gifts from community friends of Signature School to the Annual Fund Campaign in 2013/2014 totaled \$3,665.

GRANTS/BEQUESTS

Robert and Elaine Pott Foundation

SIGNATURE FOUNDATION

The Signature School Foundation launched a new capital campaign in 2011. That campaign resulted in three year pledges/gifts in the amount of \$788,850.

DONORS TO SIGNATURE CAMPAIGN 2011

Individual:

Jean Denton Brubeck
John & Susan Daniel
Niel & Karen Ellerbrook
The Eykamp Family
Ed & Mary Anne Fox
Rick & Michele Geissinger
Ed & Sharon Hafer
Patrick & Patricia Jackson
Bob & Lisa Jones
Tom & Sharon Kazee
Koch Foundation, Inc.
Robert & Susan Parsons
Ron Romain (United Companies)
John & Diane Schroeder
Richard & Patrice Schroeder
Jennifer Slade
Vicki Snyder
David Wagner
John & Mona Whinrey
Linda White

Corporate:

Crescent, Cresline-Wabash
Plastics Foundation
Koch Foundation, Inc.
Old National Bancorp
Springleaf Financial
Vectren Foundation

WITH GRATITUDE

Our heartfelt thanks to all of our very generous donors. Thanks to their gifts, we are confident that Signature will not only sustain its position as an excellent school of choice for students, but will maintain its status as one of the best public high schools in the country. We consistently hear from our graduates who affirm their excellent experiences at Signature School in terms of preparation for college, and our donors have participated in making that happen!

Thank you again to our donors for your wonderful support of Signature School.

JEAN DENTON BRUBECK

Director of Development

COLLEGE ACCEPTANCES

CLASS OF 2014

Allegheny College
Arizona State University*
Babson College
Ball State University*
Barnard College
Bellarmino University
Beloit College*
Binghamton University
Boston University
Butler University
Case Western Reserve University
Centre College
Chatham University
College for Creative Studies*
Colorado State University
Columbia College, Chicago*
Cornell College
Cornell University*
Dartmouth College*
DePaul University*
DePauw University*
DigiPen Institute of Technology
Duke University
Duquesne University
Earlham College
Elon University*
Emerson College
Emmanuel College
Emory University
Florida Institute of Technology
Furman University
Gannon University
Georgetown University*
Georgia Institute of Technology*
Guilford College
Hamilton College
Hanover College
Harding University

Illinois Institute of Technology
Indiana State University*
Indiana University-Purdue University, Indianapolis
Indiana University*
Indiana University Southeast
Indiana Wesleyan University
Kansas City Art Institute
Knox College
Lawrence University
Lee University*
Lewis and Clark College
Louisiana Tech University
Loyola University, Chicago
Loyola University, New Orleans
Macalester College
Manchester University
Miami University*
Murray State University
New York University
Northeastern University
Purdue University*
Rider University
Ringling College of Art and Design
Rose-Hulman Institute of Technology*
Savannah College of Art and Design
Southern Illinois University, Carbondale
Southern Methodist University
St. Louis University
St. Olaf College*
Syracuse University
The College of Wooster
The Ohio State University*
Transylvania University
Trine University
Tulane University
Union University
University of California, Berkeley
University of California, Los Angeles*

University of California, Riverside
University of California, Santa Barbara
University of Central Arkansas
University of Chicago*
University of Cincinnati
University of Colorado, Boulder
University of Colorado, Colorado Springs
University of Dayton
University of Delaware*
University of Denver*
University of Evansville*
University of Indianapolis
University of Kentucky
University of Louisville
University of Massachusetts, Amherst
University of Massachusetts, Lowell
University of Michigan
University of Notre Dame*
University of Oklahoma
University of Pittsburgh
University of San Francisco
University of Southern Indiana*
University of St. Francis
University of Texas, Dallas
University of the Pacific
University of Vermont
University of Virginia
Valparaiso University
Vanderbilt University*
Wabash College
Washington University
Webster University
West Virginia University
Western Carolina University
Western Kentucky University
Xavier University*

* Denotes Selections

Each one of us is the sum of every moment ever experienced. These moments become our definitions – our own personal histories. With new teachers, a new computer lab, and new events, this year brought with it opportunities to shape a new set of moments. And, as we move through the academics, social tasks, and service, we weave our own web of **moments**.



PANEL I.

MAY
24 28 4 8 12 16 20

JANU
8 12

50°
40°
30°
20°
10°

RISE CURVES

The Red Curves above show hours of Sunrise. Black Curves show Sunset. Outer lines are for N. Lat. 50°. Middle lines for N. Lat. 40°. Inner lines for N. Lat. 30°. For intermediate latitudes the eye easily interpolates with ample accuracy. The variation from year to year is very slight, and corrects itself every Leap year. Vertical lines show the dates. Horizontal lines show the hours, from the scales on the right and left. Example: Give hours of Sunrise and Sunset on May 20th for N. Lat. 40°? Ans. Sunrise 4.40. Sunset 7.14.

The mission of the Signature School is to meet the needs of self-motivated learners in a progressive environment driven by global concerns. We emphasize rigor and excellence in academics, the arts, integrated technologies, and community service.

PANEL 2. CALENDAR FROM 1701 to 2000.

Years and Leap-years of each Century													Century Beginning				
18	24	29	35	40	46	52	57	63	68	74	80	85	91	96	1701	1801	1901
19	24	30	36	41	47	52	58	64	69	75	80	86	92	97	SAT.	THUR.	TUES.
20	25	31	36	42	48	53	59	64	70	76	81	87	92	98	MON.	FRI.	WED.
20	26	32	37	43	48	54	60	65	71	76	82	88	93	99	TUES.	SUN.	FRI.
21	27	32	38	44	49	55	60	66	72	77	83	89	94	100	WED.	MON.	SAT.
22	28	33	39	45	50	56	61	67	72	78	84	89	95	THUR.	TUES.	SUN.	
23	28	34	40	45	51	56	62	68	73	79	84	90	96	FRI.	WED.	MON.	

EXPLANATION.

Each day on which any year begins is the "Key-Day" of that year. Key-Days are given in Red opposite each year, and in the vertical column of the proper Century. The Key-Day of 1713 is Sunday, of 1813 is Friday. The Key-Day of a year recurs once, 52 times in the year, upon the fixed dates shown in red in the table below. Leap years appear twice, giving two Key-Days. The first gives the Calendar for January and February only. The last gives it for the remaining ten months.

DATES OF THE KEY-DAYS IN EACH MONTH.

FEBRUARY	MARCH	APRIL	MAY	JUNE
1, 12, 19, 26.	5, 12, 19, 26.	2, 9, 16, 23, 30.	7, 14, 21, 28.	4, 11, 18, 25.
AUGUST	SEPTEMBER	OCTOBER	NOVEMBER	DECEMBER
1, 13, 20, 27.	3, 10, 17, 24.	1, 8, 15, 22, 29.	5, 12, 19, 26.	3, 10, 17, 24, 31.

What was the day of the week for July 4, 1776? Ans. The Key-Day for 1776, as shown for the month of July. Therefore, Tuesday was the 2d, 9th, 16th, 23d, and 30th, and Wednesday was the 1st, 8th, 15th, 22d, and 29th, and Thursday was the 3d, 10th, 17th, 24th, and 31st.

The Age of Centuries are given

YEARS OF EACH CENTURY.	AGE
1700 to 1799	100
1800 to 1899	100
1900 to 1999	100

Example 1. What is the age on Jan 1st of 1810? Ans. 10. 1st will be 10. 1st, 14, etc.

NOTE.—At 25 dropped, and the age for 1810 is 25. 30 we have Age 30, age Dec 31.

